



# 2010-2011 GMT Reports for District (or Undistricted) **District 105 A**

GMT: **HOWARD PATRICK LEE**

Location: **ENGLAND**

GMT CA: **4**

## CLUBS

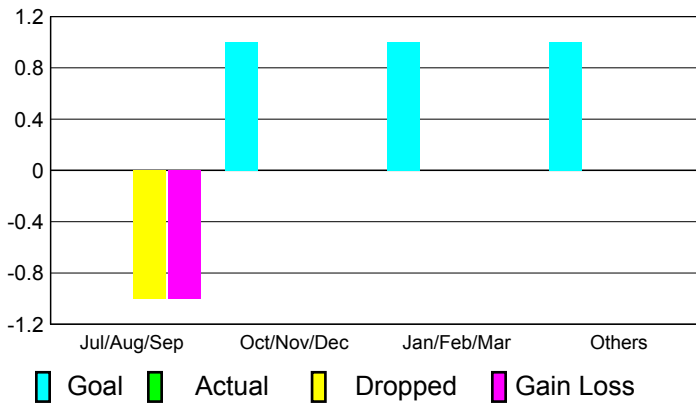
**Club Results**  
2010-2011

**Clubs**  
2009-2010

Month	New Club Goal	Actual New Clubs	Actual Dropped Clubs	Gain/Loss of Clubs	Gain/Loss of Clubs
Jul/Aug/Sep	0	0	-1	-1	0
Oct/Nov/Dec	1	0	0	0	0
Jan/Feb/Mar	1	0	0	0	0
Apr/May/June	1	0	0	0	0
<b>Totals</b>	<b>3</b>	<b>0</b>	<b>-1</b>	<b>-1</b>	<b>0</b>


### Club Results 2010-2011

Goal, New, Dropped, Gain/Loss



### Comparison of Club Gain/Loss

Current Year Compared to the Previous Year



### YTD Status Quo Clubs 2010-2011

Status Quo Clubs Compared to Status Quo Members



## MEMBERSHIP

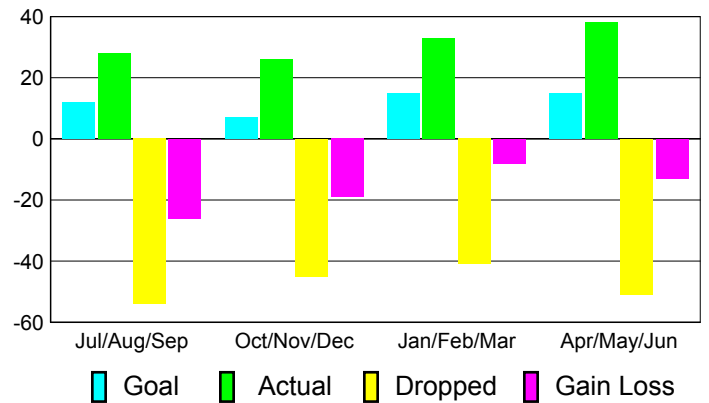
**Membership Results**  
2010-2011

**Membership**  
2009-2010

Month	Net Memb Goal	Actual New Memb	Actual Dropped Memb	Gain/Loss of Memb	Gain/Loss of Memb
Jul/Aug/Sep	12	28	-54	-26	15
Oct/Nov/Dec	7	26	-45	-19	-4
Jan/Feb/Mar	15	33	-41	-8	-15
Apr/May/June	15	38	-51	-13	-22
<b>Totals</b>	<b>49</b>	<b>125</b>	<b>-191</b>	<b>-66</b>	<b>-26</b>

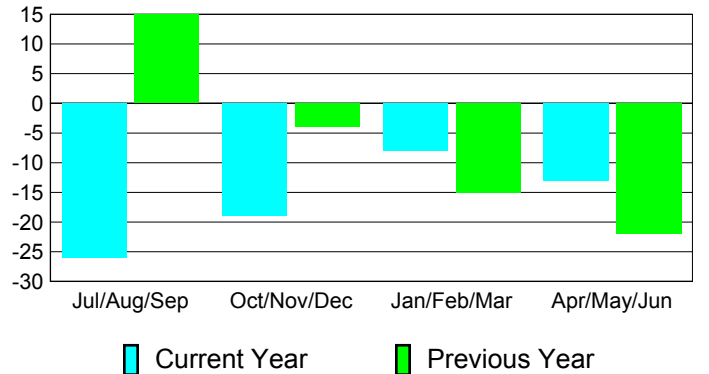
### Membership Results 2010-2011

Goal, New, Dropped, Gain/Loss

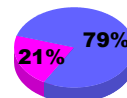


### Comparison of Membership Gain/Loss

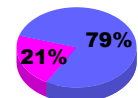
Current Year Compared to the Previous Year



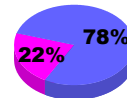
### Gender Comparison 2010-2011



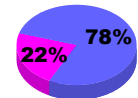
Jul/Aug/Sep



Oct/Nov/Dec



Jan/Feb/Mar



Apr/May/June

Male

Female



# 2010-2011 GMT Reports for District (or Undistricted) **District 105BN ENGLAND**

GMT: **HOWARD PATRICK LEE**

Location: **ENGLAND**

GMT CA: **4**

## CLUBS

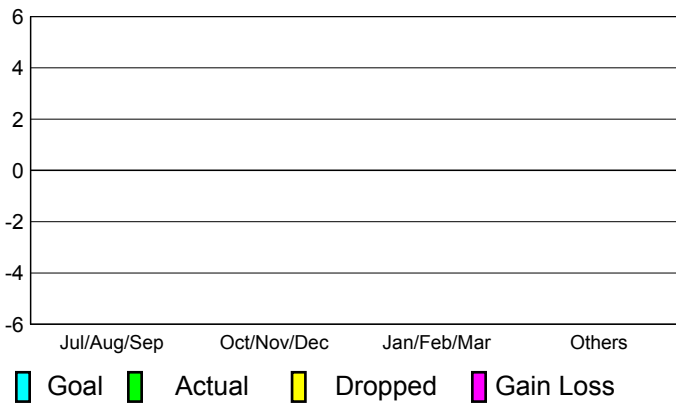
**Club Results  
2010-2011**

**Clubs  
2009-2010**

Month	New Club Goal	Actual New Clubs	Actual Dropped Clubs	Gain/Loss of Clubs	Gain/Loss of Clubs
Jul/Aug/Sep	0	0	0	0	0
Oct/Nov/Dec	0	0	0	0	0
Jan/Feb/Mar	0	0	0	0	0
Apr/May/Jun	0	0	0	0	0
<b>Totals</b>	<b>0</b>	<b>0</b>	<b>0</b>	<b>0</b>	<b>0</b>

### Club Results 2010-2011

Goal, New, Dropped, Gain/Loss



## MEMBERSHIP

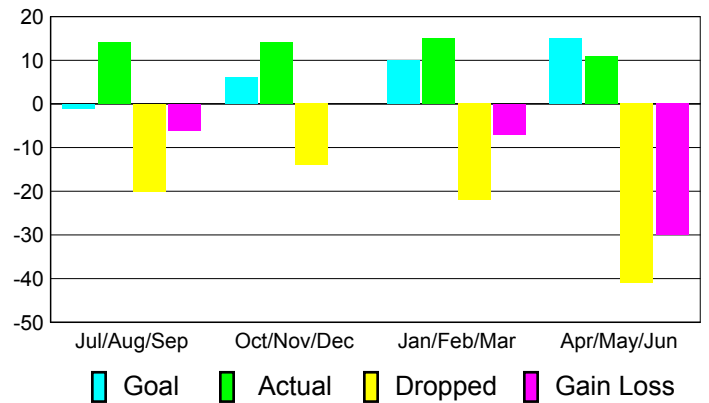
**Membership Results  
2010-2011**

**Membership  
2009-2010**

Month	Net Memb Goal	Actual New Memb	Actual Dropped Memb	Gain/Loss of Memb	Gain/Loss of Memb
Jul/Aug/Sep	-1	14	-20	-6	-4
Oct/Nov/Dec	6	14	-14	0	-1
Jan/Feb/Mar	10	15	-22	-7	2
Apr/May/Jun	15	11	-41	-30	-16
<b>Totals</b>	<b>30</b>	<b>54</b>	<b>-97</b>	<b>-43</b>	<b>-19</b>


### Membership Results 2010-2011

Goal, New, Dropped, Gain/Loss



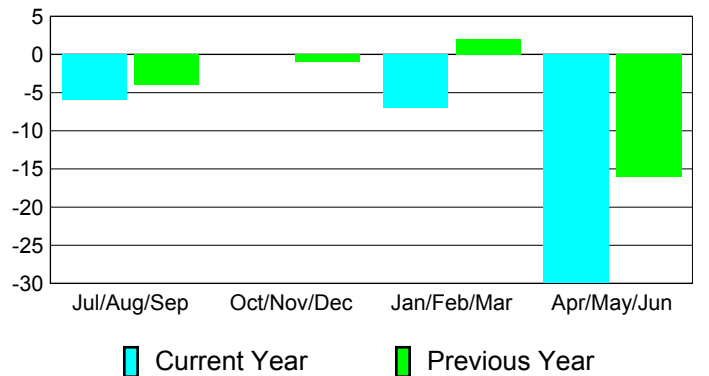
### Comparison of Club Gain/Loss

Current Year Compared to the Previous Year



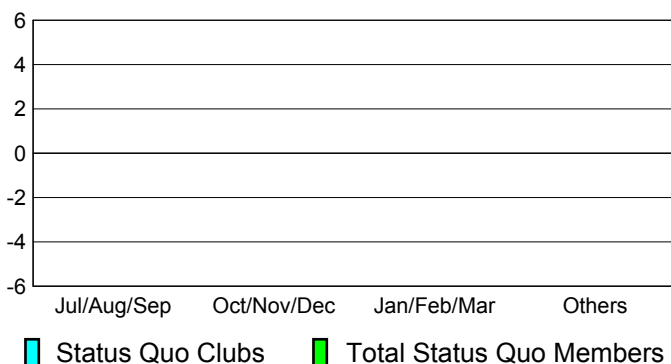
### Comparison of Membership Gain/Loss

Current Year Compared to the Previous Year

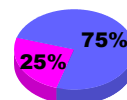


### YTD Status Quo Clubs 2010-2011

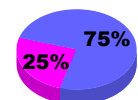
Status Quo Clubs Compared to Status Quo Members



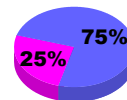
### Gender Comparison 2010-2011



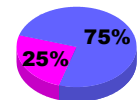
Jul/Aug/Sep



Oct/Nov/Dec



Jan/Feb/Mar



Apr/May/Jun

Male

Female



# 2010-2011 GMT Reports for District (or Undistricted) **District 105BN ISLE OF MAN**

GMT: **HOWARD PATRICK LEE**

Location: **ISLE OF MAN**

GMT CA: **4**

## CLUBS

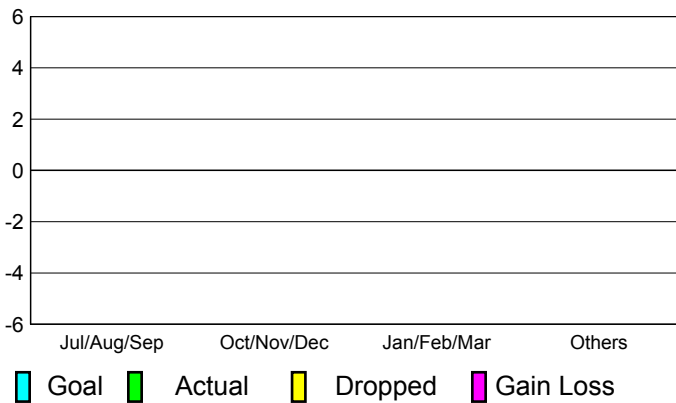
**Club Results  
2010-2011**

**Clubs  
2009-2010**

Month	New Club Goal	Actual New Clubs	Actual Dropped Clubs	Gain/Loss of Clubs	Gain/Loss of Clubs
Jul/Aug/Sep	0	0	0	0	0
Oct/Nov/Dec	0	0	0	0	0
Jan/Feb/Mar	0	0	0	0	0
Apr/May/Jun	0	0	0	0	0
<b>Totals</b>	<b>0</b>	<b>0</b>	<b>0</b>	<b>0</b>	<b>0</b>

### Club Results 2010-2011

Goal, New, Dropped, Gain/Loss



## MEMBERSHIP

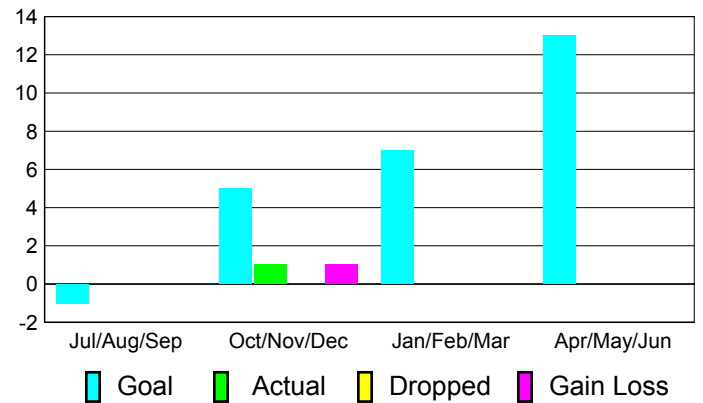
**Membership Results  
2010-2011**

**Membership  
2009-2010**

Month	Net Memb Goal	Actual New Memb	Actual Dropped Memb	Gain/Loss of Memb	Gain/Loss of Memb
Jul/Aug/Sep	-1	0	0	0	0
Oct/Nov/Dec	5	1	0	1	4
Jan/Feb/Mar	7	0	0	0	1
Apr/May/Jun	13	0	0	0	-1
<b>Totals</b>	<b>24</b>	<b>1</b>	<b>0</b>	<b>1</b>	<b>4</b>


### Membership Results 2010-2011

Goal, New, Dropped, Gain/Loss



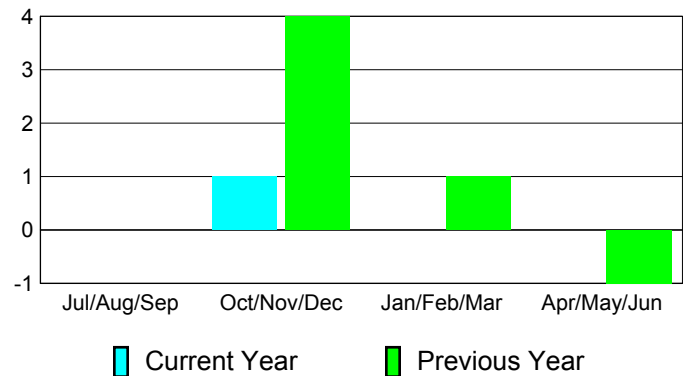
### Comparison of Club Gain/Loss

Current Year Compared to the Previous Year




### Comparison of Membership Gain/Loss

Current Year Compared to the Previous Year

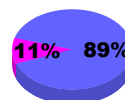


### YTD Status Quo Clubs 2010-2011

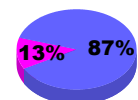
Status Quo Clubs Compared to Status Quo Members



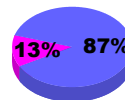
### Gender Comparison 2010-2011



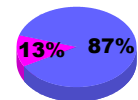
Jul/Aug/Sep



Oct/Nov/Dec



Jan/Feb/Mar



Apr/May/Jun

Male

Female



# 2010-2011 GMT Reports for District (or Undistricted) **District 105BS ENGLAND**

GMT: **HOWARD PATRICK LEE**

Location: **ENGLAND**

GMT CA: **4**

## CLUBS

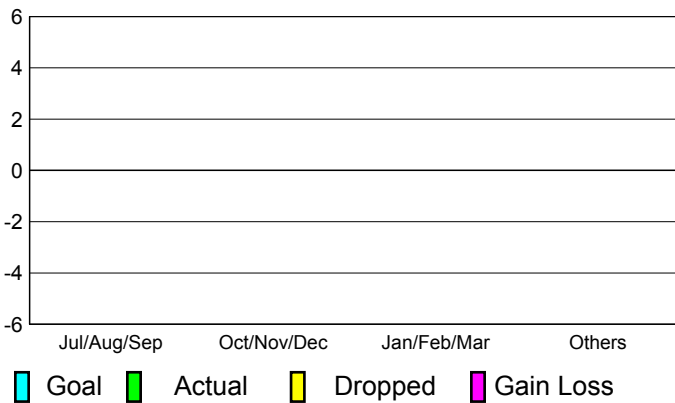
**Club Results  
2010-2011**

**Clubs  
2009-2010**

Month	New Club Goal	Actual New Clubs	Actual Dropped Clubs	Gain/Loss of Clubs	Gain/Loss of Clubs
Jul/Aug/Sep	0	0	0	0	0
Oct/Nov/Dec	0	0	0	0	0
Jan/Feb/Mar	0	0	0	0	0
Apr/May/June	0	0	0	0	1
<b>Totals</b>	<b>0</b>	<b>0</b>	<b>0</b>	<b>0</b>	<b>1</b>


### Club Results 2010-2011

Goal, New, Dropped, Gain/Loss




### Comparison of Club Gain/Loss

Current Year Compared to the Previous Year



### YTD Status Quo Clubs 2010-2011

Status Quo Clubs Compared to Status Quo Members



## MEMBERSHIP

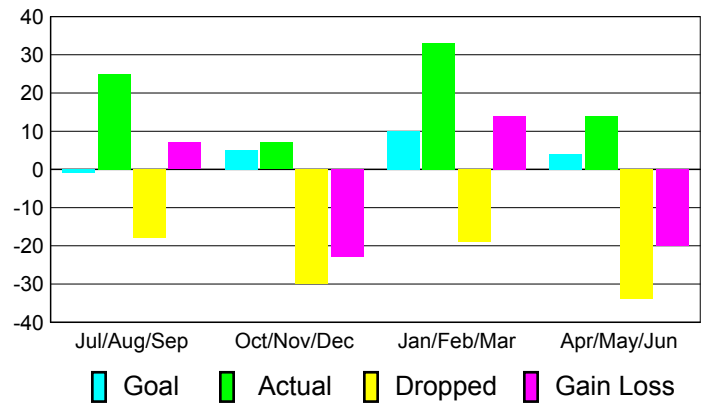
**Membership Results  
2010-2011**

**Membership  
2009-2010**

Month	Net Memb Goal	Actual New Memb	Actual Dropped Memb	Gain/Loss of Memb	Gain/Loss of Memb
Jul/Aug/Sep	-1	25	-18	7	-6
Oct/Nov/Dec	5	7	-30	-23	-3
Jan/Feb/Mar	10	33	-19	14	18
Apr/May/June	4	14	-34	-20	-5
<b>Totals</b>	<b>18</b>	<b>79</b>	<b>-101</b>	<b>-22</b>	<b>4</b>

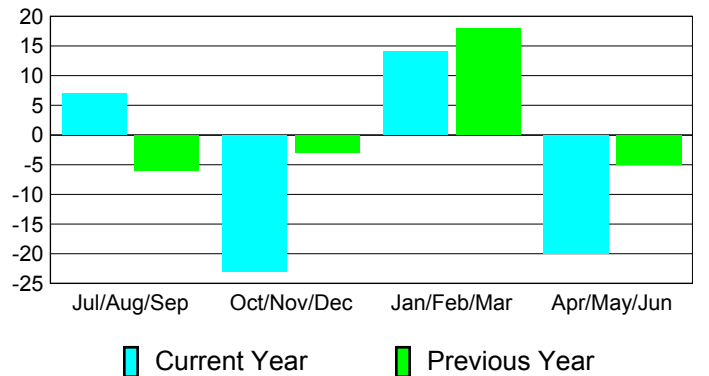
### Membership Results 2010-2011

Goal, New, Dropped, Gain/Loss

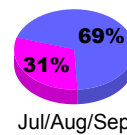


### Comparison of Membership Gain/Loss

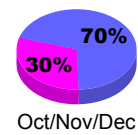
Current Year Compared to the Previous Year



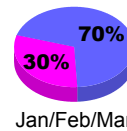
### Gender Comparison 2010-2011



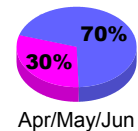
Jul/Aug/Sep



Oct/Nov/Dec



Jan/Feb/Mar



Apr/May/June

Male

Female



# 2010-2011 GMT Reports for District (or Undistricted) **District 105BS WALES**

GMT: **HOWARD PATRICK LEE**

Location: **WALES**

GMT CA: **4**

## CLUBS

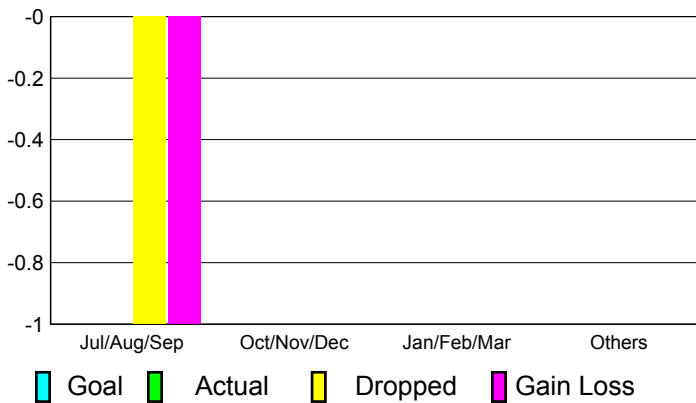
**Club Results**  
2010-2011

**Clubs**  
2009-2010

Month	New Club Goal	Actual New Clubs	Actual Dropped Clubs	Gain/Loss of Clubs	Gain/Loss of Clubs
Jul/Aug/Sep	0	0	-1	-1	0
Oct/Nov/Dec	0	0	0	0	0
Jan/Feb/Mar	0	0	0	0	0
Apr/May/June	0	0	0	0	0
<b>Totals</b>	<b>0</b>	<b>0</b>	<b>-1</b>	<b>-1</b>	<b>0</b>


### Club Results 2010-2011

Goal, New, Dropped, Gain/Loss




### Comparison of Club Gain/Loss

Current Year Compared to the Previous Year



### YTD Status Quo Clubs 2010-2011

Status Quo Clubs Compared to Status Quo Members



## MEMBERSHIP

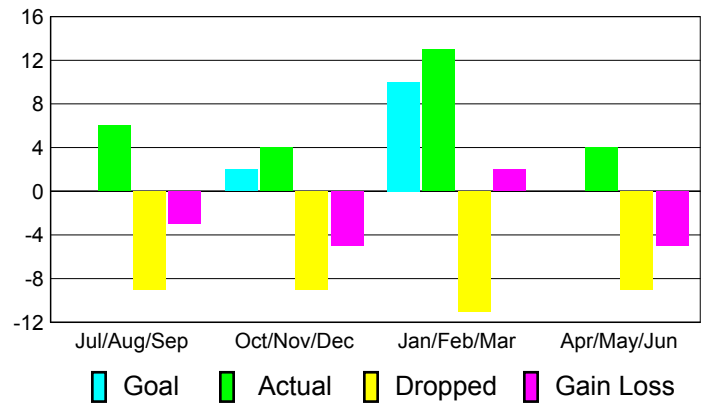
**Membership Results**  
2010-2011

**Membership**  
2009-2010

Month	Net Memb Goal	Actual New Memb	Actual Dropped Memb	Gain/Loss of Memb	Gain/Loss of Memb
Jul/Aug/Sep	0	6	-9	-3	-1
Oct/Nov/Dec	2	4	-9	-5	5
Jan/Feb/Mar	10	13	-11	2	7
Apr/May/June	0	4	-9	-5	-19
<b>Totals</b>	<b>12</b>	<b>27</b>	<b>-38</b>	<b>-11</b>	<b>-8</b>

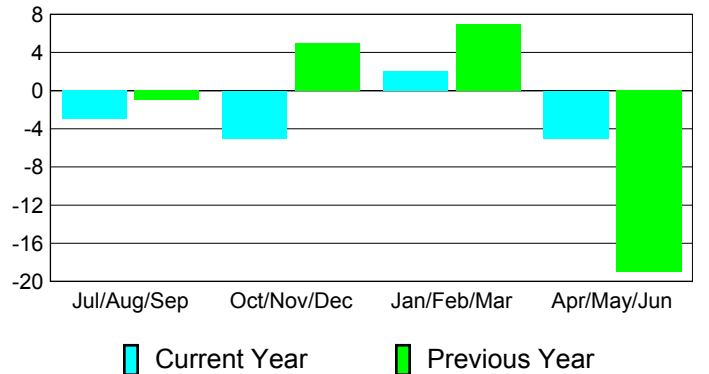
### Membership Results 2010-2011

Goal, New, Dropped, Gain/Loss

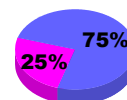


### Comparison of Membership Gain/Loss

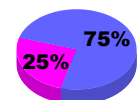
Current Year Compared to the Previous Year



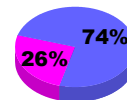
### Gender Comparison 2010-2011



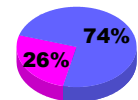
Jul/Aug/Sep



Oct/Nov/Dec



Jan/Feb/Mar



Apr/May/June

Male

Female



# 2010-2011 GMT Reports for District (or Undistricted) **District 105 C**

GMT: **HOWARD PATRICK LEE**

Location: **ENGLAND**

GMT CA: **4**

## CLUBS

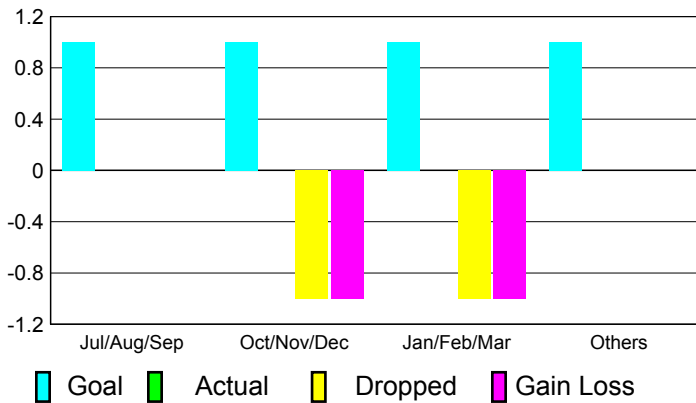
**Club Results  
2010-2011**

**Clubs  
2009-2010**

Month	New Club Goal	Actual New Clubs	Actual Dropped Clubs	Gain/Loss of Clubs	Gain/Loss of Clubs
Jul/Aug/Sep	1	0	0	0	0
Oct/Nov/Dec	1	0	-1	-1	0
Jan/Feb/Mar	1	0	-1	-1	0
Apr/May/Jun	1	0	0	0	0
<b>Totals</b>	<b>4</b>	<b>0</b>	<b>-2</b>	<b>-2</b>	<b>0</b>

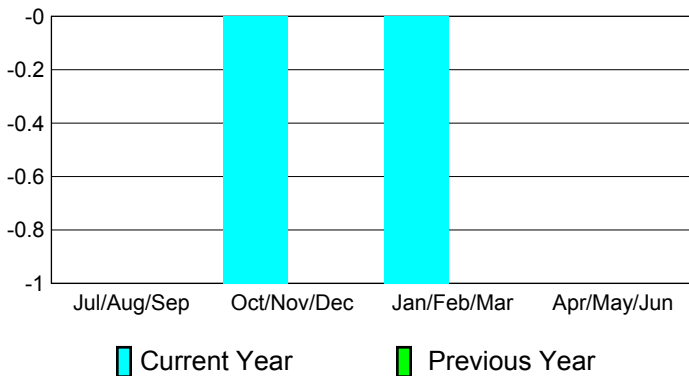
### Club Results 2010-2011

Goal, New, Dropped, Gain/Loss



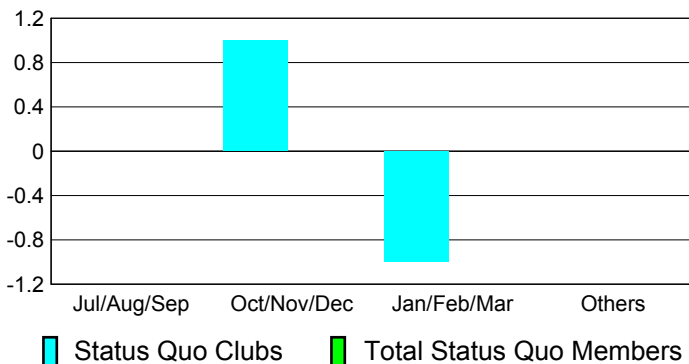
### Comparison of Club Gain/Loss

Current Year Compared to the Previous Year



### YTD Status Quo Clubs 2010-2011

Status Quo Clubs Compared to Status Quo Members



## MEMBERSHIP

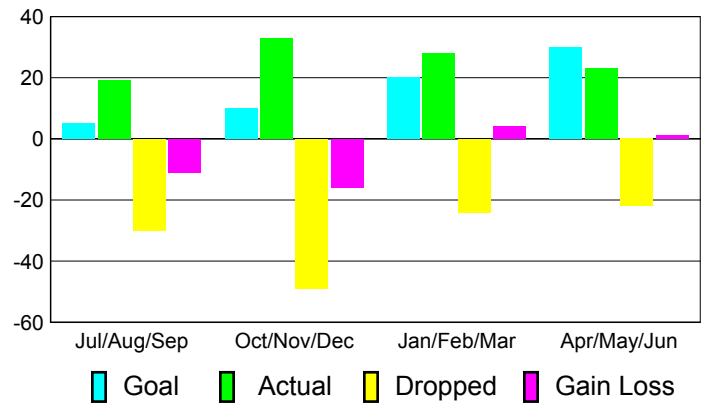
**Membership Results  
2010-2011**

**Membership  
2009-2010**

Month	Net Memb Goal	Actual New Memb	Actual Dropped Memb	Gain/Loss of Memb	Gain/Loss of Memb
Jul/Aug/Sep	5	19	-30	-11	-12
Oct/Nov/Dec	10	33	-49	-16	-16
Jan/Feb/Mar	20	28	-24	4	1
Apr/May/Jun	30	23	-22	1	-29
<b>Totals</b>	<b>65</b>	<b>103</b>	<b>-125</b>	<b>-22</b>	<b>-56</b>

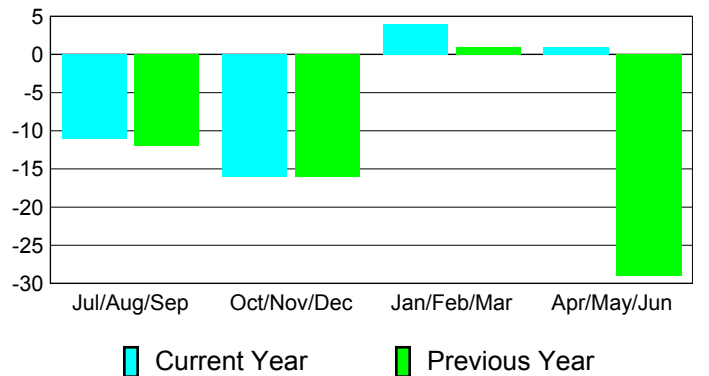
### Membership Results 2010-2011

Goal, New, Dropped, Gain/Loss

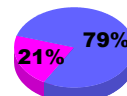


### Comparison of Membership Gain/Loss

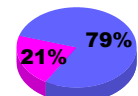
Current Year Compared to the Previous Year



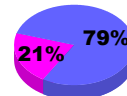
### Gender Comparison 2010-2011



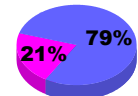
Jul/Aug/Sep



Oct/Nov/Dec



Jan/Feb/Mar



Apr/May/Jun

Male

Female



# 2010-2011 GMT Reports for District (or Undistricted) **District 105 D ENGLAND**

GMT: **HOWARD PATRICK LEE**

Location: **ENGLAND**

GMT CA: **4**

## CLUBS

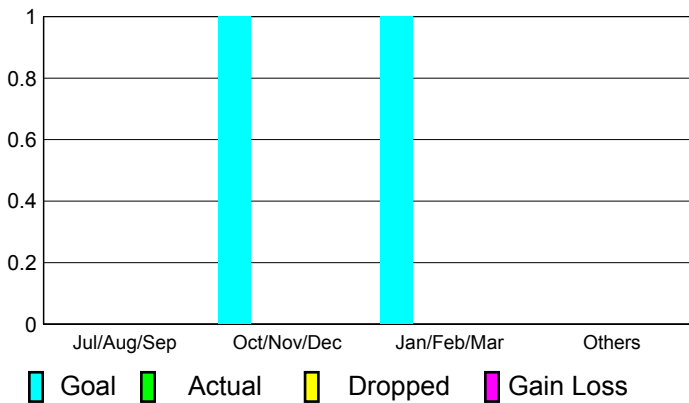
**Club Results**  
2010-2011

**Clubs**  
2009-2010

Month	New Club Goal	Actual New Clubs	Actual Dropped Clubs	Gain/Loss of Clubs	Gain/Loss of Clubs
Jul/Aug/Sep	0	0	0	0	0
Oct/Nov/Dec	1	0	0	0	0
Jan/Feb/Mar	1	0	0	0	0
Apr/May/Jun	0	0	0	0	0
<b>Totals</b>	<b>2</b>	<b>0</b>	<b>0</b>	<b>0</b>	<b>0</b>


### Club Results 2010-2011

Goal, New, Dropped, Gain/Loss




### Comparison of Club Gain/Loss

Current Year Compared to the Previous Year



### YTD Status Quo Clubs 2010-2011

Status Quo Clubs Compared to Status Quo Members



## MEMBERSHIP

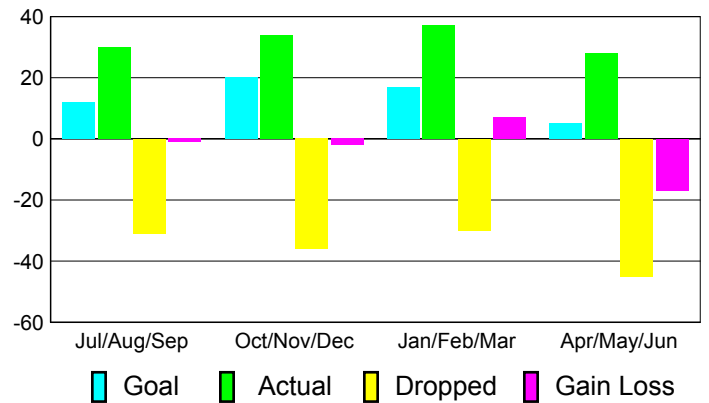
**Membership Results**  
2010-2011

**Membership**  
2009-2010

Month	Net Memb Goal	Actual New Memb	Actual Dropped Memb	Gain/Loss of Memb	Gain/Loss of Memb
Jul/Aug/Sep	12	30	-31	-1	8
Oct/Nov/Dec	20	34	-36	-2	-12
Jan/Feb/Mar	17	37	-30	7	13
Apr/May/Jun	5	28	-45	-17	-30
<b>Totals</b>	<b>54</b>	<b>129</b>	<b>-142</b>	<b>-13</b>	<b>-21</b>

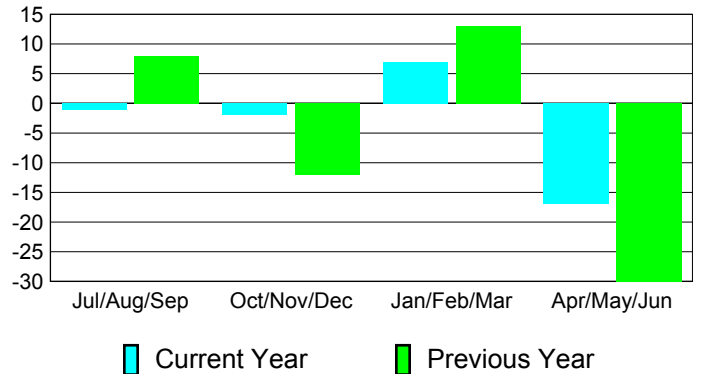
### Membership Results 2010-2011

Goal, New, Dropped, Gain/Loss

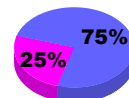


### Comparison of Membership Gain/Loss

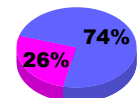
Current Year Compared to the Previous Year



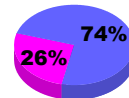
### Gender Comparison 2010-2011



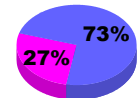
Jul/Aug/Sep



Oct/Nov/Dec



Jan/Feb/Mar



Apr/May/Jun

Male

Female



# 2010-2011 GMT Reports for District (or Undistricted) **District 105 D CHANNEL ISLE**

GMT: **HOWARD PATRICK LEE**

Location: **CHANNEL ISLE**

GMT CA: **4**

## CLUBS

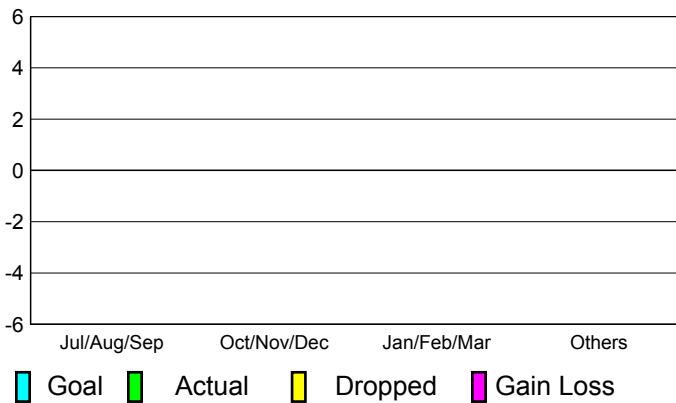
**Club Results  
2010-2011**

**Clubs  
2009-2010**

Month	New Club Goal	Actual New Clubs	Actual Dropped Clubs	Gain/Loss of Clubs	Gain/Loss of Clubs
Jul/Aug/Sep	0	0	0	0	0
Oct/Nov/Dec	0	0	0	0	0
Jan/Feb/Mar	0	0	0	0	0
Apr/May/Jun	0	0	0	0	0
<b>Totals</b>	<b>0</b>	<b>0</b>	<b>0</b>	<b>0</b>	<b>0</b>


### Club Results 2010-2011

Goal, New, Dropped, Gain/Loss




### Comparison of Club Gain/Loss

Current Year Compared to the Previous Year



### YTD Status Quo Clubs 2010-2011

Status Quo Clubs Compared to Status Quo Members



## MEMBERSHIP

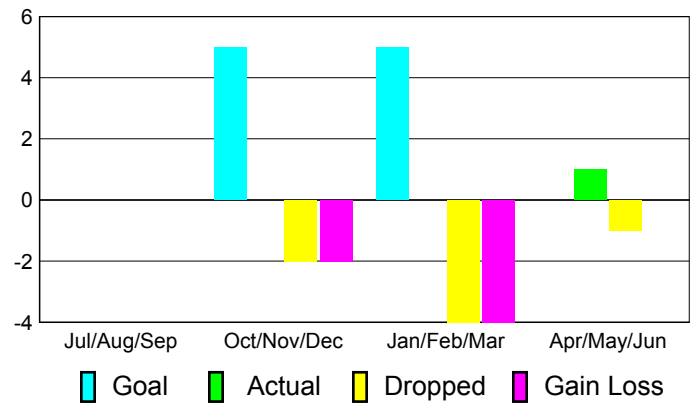
**Membership Results  
2010-2011**

**Membership  
2009-2010**

Month	Net Memb Goal	Actual New Memb	Actual Dropped Memb	Gain/Loss of Memb	Gain/Loss of Memb
Jul/Aug/Sep	0	0	0	0	-1
Oct/Nov/Dec	5	0	-2	-2	1
Jan/Feb/Mar	5	0	-4	-4	1
Apr/May/Jun	0	1	-1	0	2
<b>Totals</b>	<b>10</b>	<b>1</b>	<b>-7</b>	<b>-6</b>	<b>3</b>

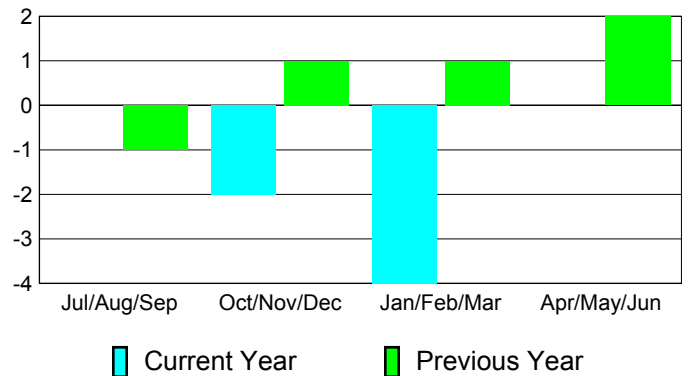
### Membership Results 2010-2011

Goal, New, Dropped, Gain/Loss

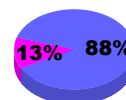


### Comparison of Membership Gain/Loss

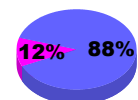
Current Year Compared to the Previous Year



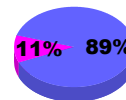
### Gender Comparison 2010-2011



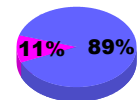
Jul/Aug/Sep



Oct/Nov/Dec



Jan/Feb/Mar



Apr/May/Jun

Male

Female





# 2010-2011 GMT Reports for District (or Undistricted) **District 105 E**

GMT: **HOWARD PATRICK LEE**

Location: **ENGLAND**

GMT CA: **4**

## CLUBS

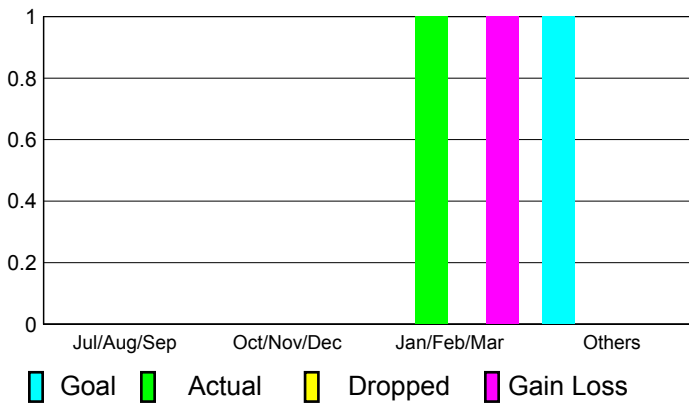
**Club Results**  
2010-2011

**Clubs**  
2009-2010

Month	New Club Goal	Actual New Clubs	Actual Dropped Clubs	Gain/Loss of Clubs	Gain/Loss of Clubs
Jul/Aug/Sep	0	0	0	0	0
Oct/Nov/Dec	0	0	0	0	0
Jan/Feb/Mar	0	1	0	1	0
Apr/May/Jun	1	0	0	0	0
<b>Totals</b>	<b>1</b>	<b>1</b>	<b>0</b>	<b>1</b>	<b>0</b>

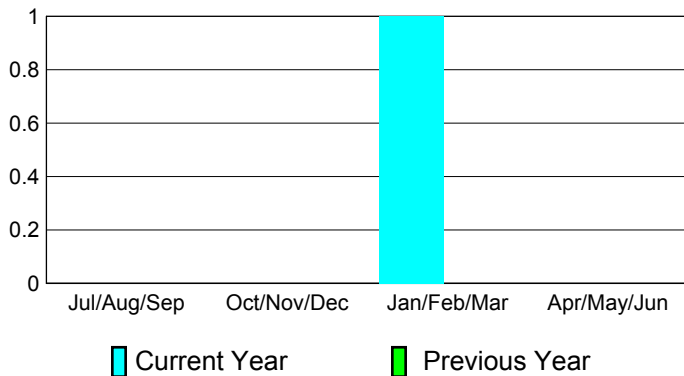
### Club Results 2010-2011

Goal, New, Dropped, Gain/Loss




### Comparison of Club Gain/Loss

Current Year Compared to the Previous Year



### YTD Status Quo Clubs 2010-2011

Status Quo Clubs Compared to Status Quo Members



## MEMBERSHIP

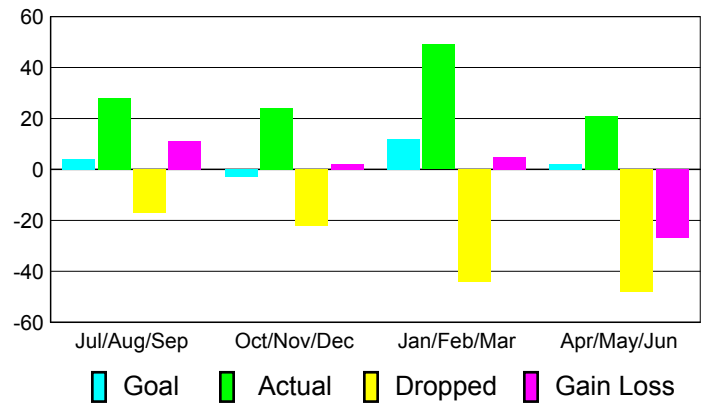
**Membership Results**  
2010-2011

**Membership**  
2009-2010

Month	Net Memb Goal	Actual New Memb	Actual Dropped Memb	Gain/Loss of Memb	Gain/Loss of Memb
Jul/Aug/Sep	4	28	-17	11	11
Oct/Nov/Dec	-3	24	-22	2	18
Jan/Feb/Mar	12	49	-44	5	-7
Apr/May/Jun	2	21	-48	-27	-16
<b>Totals</b>	<b>15</b>	<b>122</b>	<b>-131</b>	<b>-9</b>	<b>6</b>

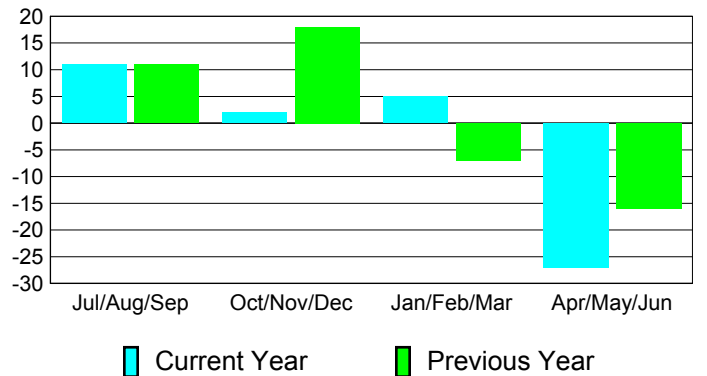
### Membership Results 2010-2011

Goal, New, Dropped, Gain/Loss

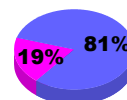


### Comparison of Membership Gain/Loss

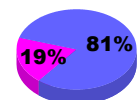
Current Year Compared to the Previous Year



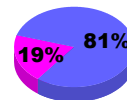
### Gender Comparison 2010-2011



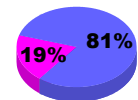
Jul/Aug/Sep



Oct/Nov/Dec



Jan/Feb/Mar



Apr/May/Jun

Male

Female



# 2010-2011 GMT Reports for District (or Undistricted) **District 105EA**

GMT: **HOWARD PATRICK LEE**

Location: **ENGLAND**

GMT CA: **4**

## CLUBS

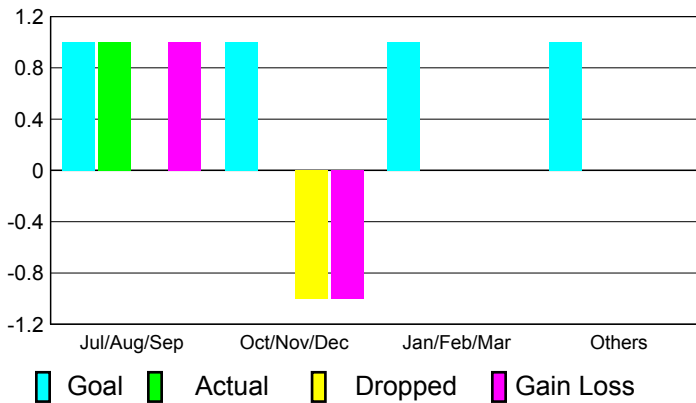
**Club Results**  
2010-2011

**Clubs**  
2009-2010

Month	New Club Goal	Actual New Clubs	Actual Dropped Clubs	Gain/Loss of Clubs	Gain/Loss of Clubs
Jul/Aug/Sep	1	1	0	1	0
Oct/Nov/Dec	1	0	-1	-1	0
Jan/Feb/Mar	1	0	0	0	0
Apr/May/June	1	0	0	0	0
<b>Totals</b>	<b>4</b>	<b>1</b>	<b>-1</b>	<b>0</b>	<b>0</b>

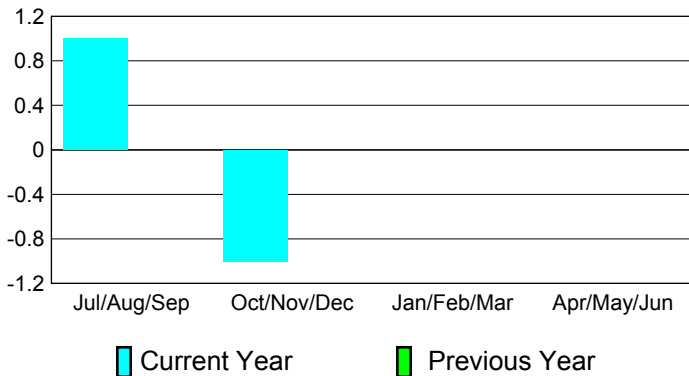
### Club Results 2010-2011

Goal, New, Dropped, Gain/Loss




### Comparison of Club Gain/Loss

Current Year Compared to the Previous Year



### YTD Status Quo Clubs 2010-2011

Status Quo Clubs Compared to Status Quo Members



## MEMBERSHIP

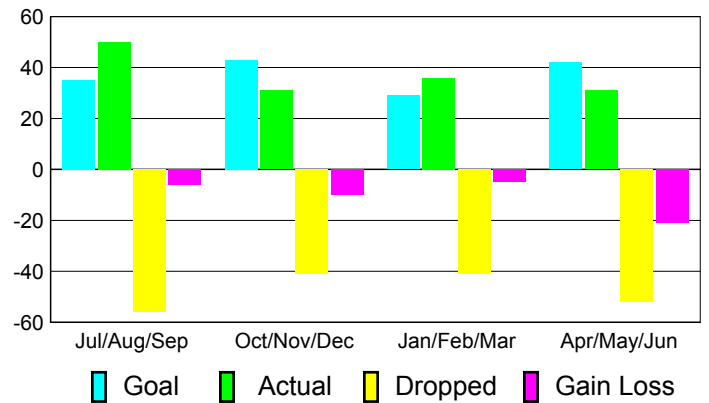
**Membership Results**  
2010-2011

**Membership**  
2009-2010

Month	Net Memb Goal	Actual New Memb	Actual Dropped Memb	Gain/Loss of Memb	Gain/Loss of Memb
Jul/Aug/Sep	35	50	-56	-6	-9
Oct/Nov/Dec	43	31	-41	-10	-1
Jan/Feb/Mar	29	36	-41	-5	45
Apr/May/June	42	31	-52	-21	-16
<b>Totals</b>	<b>149</b>	<b>148</b>	<b>-190</b>	<b>-42</b>	<b>19</b>

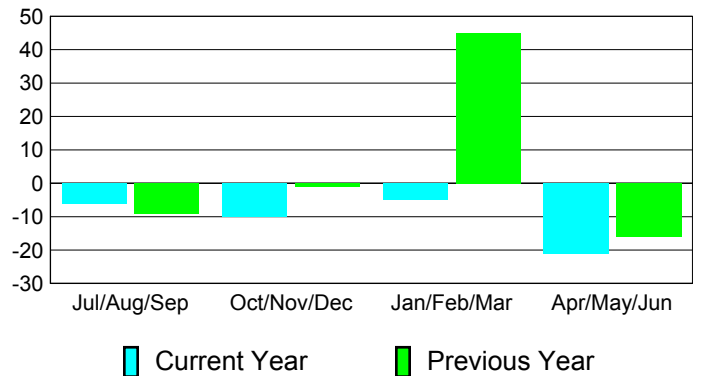
### Membership Results 2010-2011

Goal, New, Dropped, Gain/Loss

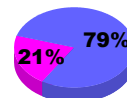


### Comparison of Membership Gain/Loss

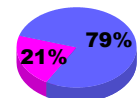
Current Year Compared to the Previous Year



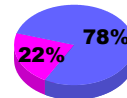
### Gender Comparison 2010-2011



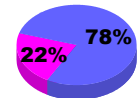
Jul/Aug/Sep



Oct/Nov/Dec



Jan/Feb/Mar



Apr/May/June

Male

Female



# 2010-2011 GMT Reports for District (or Undistricted) **District 105 | NORTHERN**

GMT: **HOWARD PATRICK LEE**

Location: **NORTHERN IRELAND**

GMT CA: **4**

## CLUBS

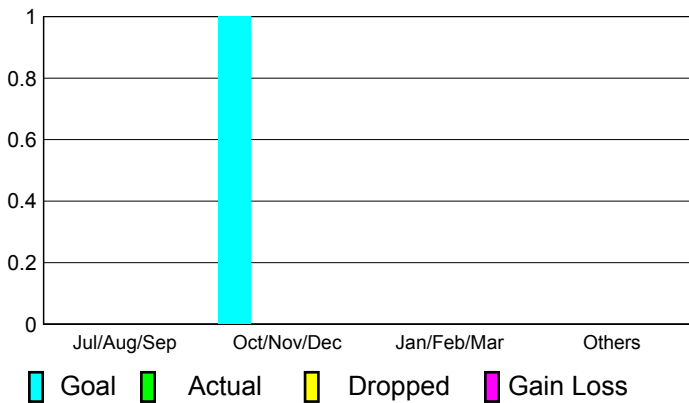
**Club Results  
2010-2011**

**Clubs  
2009-2010**

Month	New Club Goal	Actual New Clubs	Actual Dropped Clubs	Gain/Loss of Clubs	Gain/Loss of Clubs
Jul/Aug/Sep	0	0	0	0	0
Oct/Nov/Dec	1	0	0	0	0
Jan/Feb/Mar	0	0	0	0	0
Apr/May/Jun	0	0	0	0	0
<b>Totals</b>	<b>1</b>	<b>0</b>	<b>0</b>	<b>0</b>	<b>0</b>


### Club Results 2010-2011

Goal, New, Dropped, Gain/Loss




### Comparison of Club Gain/Loss

Current Year Compared to the Previous Year



### YTD Status Quo Clubs 2010-2011

Status Quo Clubs Compared to Status Quo Members



## MEMBERSHIP

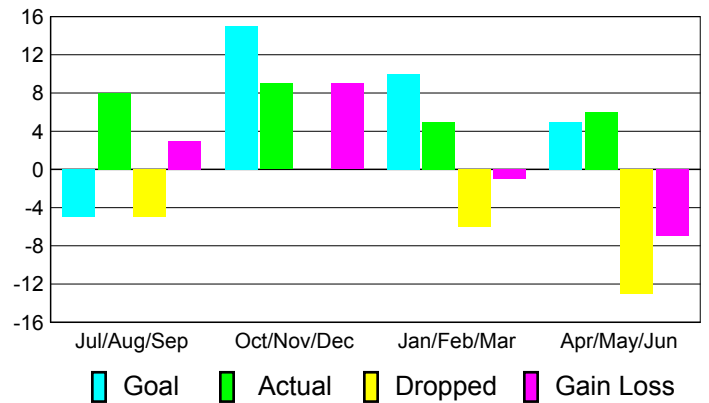
**Membership Results  
2010-2011**

**Membership  
2009-2010**

Month	Net Memb Goal	Actual New Memb	Actual Dropped Memb	Gain/Loss of Memb	Gain/Loss of Memb
Jul/Aug/Sep	-5	8	-5	3	-5
Oct/Nov/Dec	15	9	0	9	-6
Jan/Feb/Mar	10	5	-6	-1	-5
Apr/May/Jun	5	6	-13	-7	2
<b>Totals</b>	<b>25</b>	<b>28</b>	<b>-24</b>	<b>4</b>	<b>-14</b>

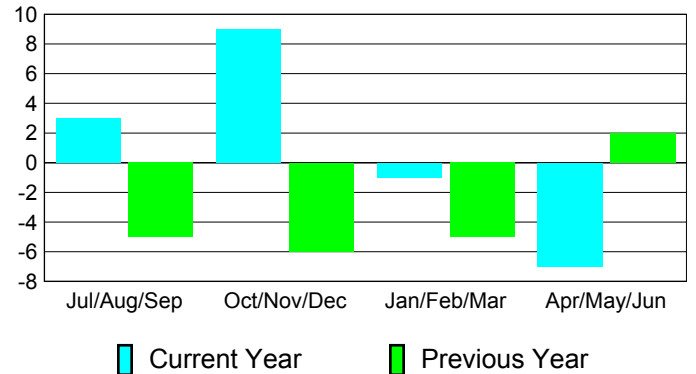
### Membership Results 2010-2011

Goal, New, Dropped, Gain/Loss

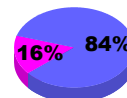


### Comparison of Membership Gain/Loss

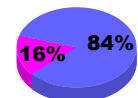
Current Year Compared to the Previous Year



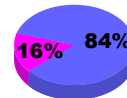
### Gender Comparison 2010-2011



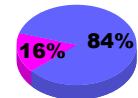
Jul/Aug/Sep



Oct/Nov/Dec



Jan/Feb/Mar



Apr/May/Jun

Male

Female



# 2010-2011 GMT Reports for District (or Undistricted) **District 105 I REPUBLIC OF**

GMT: **HOWARD PATRICK LEE**

Location: **REPUBLIC OF IRELAND**

GMT CA: **4**

## CLUBS

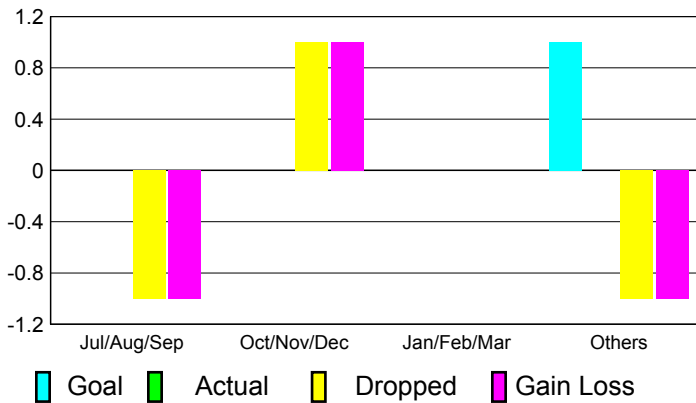
**Club Results**  
2010-2011

**Clubs**  
2009-2010

Month	New Club Goal	Actual New Clubs	Actual Dropped Clubs	Gain/Loss of Clubs	Gain/Loss of Clubs
Jul/Aug/Sep	0	0	-1	-1	0
Oct/Nov/Dec	0	0	1	1	0
Jan/Feb/Mar	0	0	0	0	1
Apr/May/June	1	0	-1	-1	0
<b>Totals</b>	<b>1</b>	<b>0</b>	<b>-1</b>	<b>-1</b>	<b>1</b>

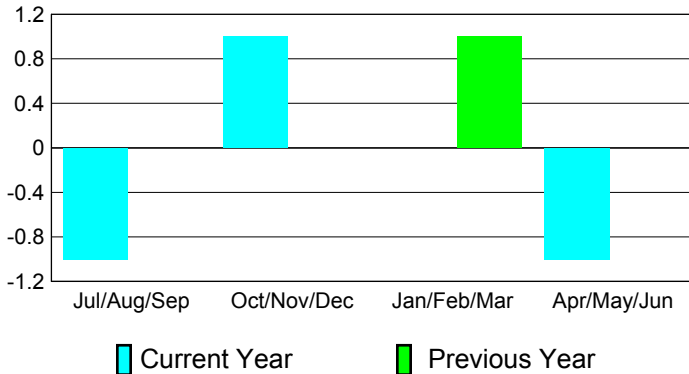
### Club Results 2010-2011

Goal, New, Dropped, Gain/Loss




### Comparison of Club Gain/Loss

Current Year Compared to the Previous Year



### YTD Status Quo Clubs 2010-2011

Status Quo Clubs Compared to Status Quo Members



## MEMBERSHIP

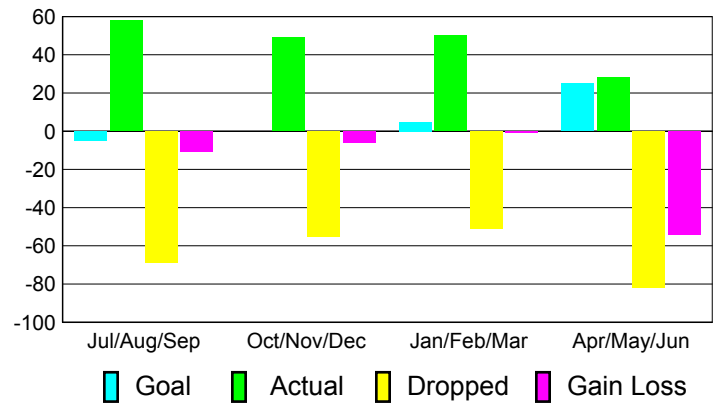
**Membership Results**  
2010-2011

**Membership**  
2009-2010

Month	Net Memb Goal	Actual New Memb	Actual Dropped Memb	Gain/Loss of Memb	Gain/Loss of Memb
Jul/Aug/Sep	-5	58	-69	-11	-107
Oct/Nov/Dec	0	49	-55	-6	-39
Jan/Feb/Mar	5	50	-51	-1	18
Apr/May/June	25	28	-82	-54	-4
<b>Totals</b>	<b>25</b>	<b>185</b>	<b>-257</b>	<b>-72</b>	<b>-132</b>

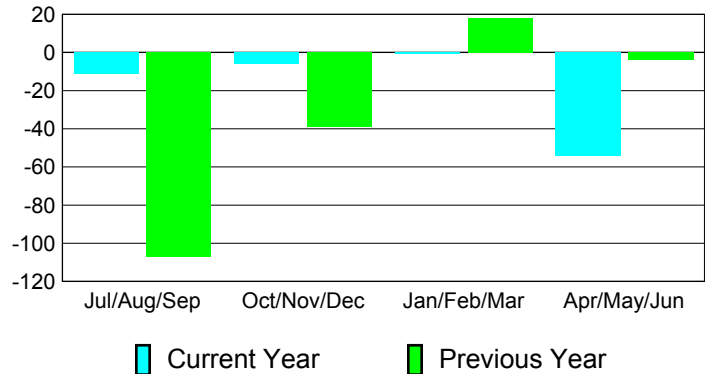
### Membership Results 2010-2011

Goal, New, Dropped, Gain/Loss

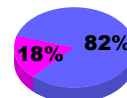


### Comparison of Membership Gain/Loss

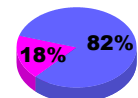
Current Year Compared to the Previous Year



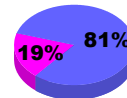
### Gender Comparison 2010-2011



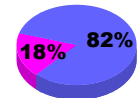
Jul/Aug/Sep



Oct/Nov/Dec



Jan/Feb/Mar



Apr/May/June

Male

Female



# 2010-2011 GMT Reports for District (or Undistricted) **District 105 M**

GMT: **HOWARD PATRICK LEE**

Location: **ENGLAND**

GMT CA: **4**

## CLUBS

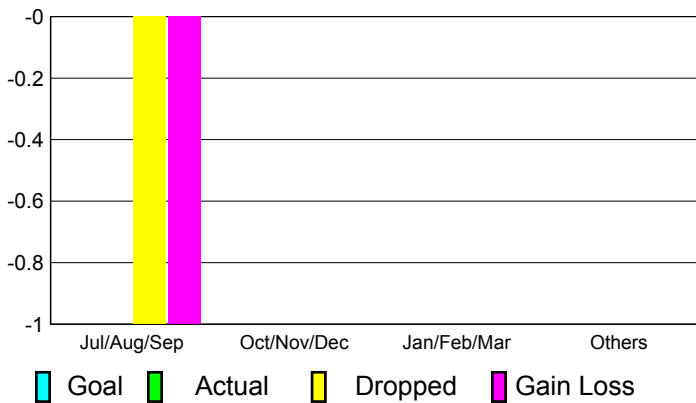
**Club Results**  
2010-2011

**Clubs**  
2009-2010

Month	New Club Goal	Actual New Clubs	Actual Dropped Clubs	Gain/Loss of Clubs	Gain/Loss of Clubs
Jul/Aug/Sep	0	0	-1	-1	0
Oct/Nov/Dec	0	0	0	0	-1
Jan/Feb/Mar	0	0	0	0	0
Apr/May/June	0	0	0	0	0
<b>Totals</b>	<b>0</b>	<b>0</b>	<b>-1</b>	<b>-1</b>	<b>-1</b>

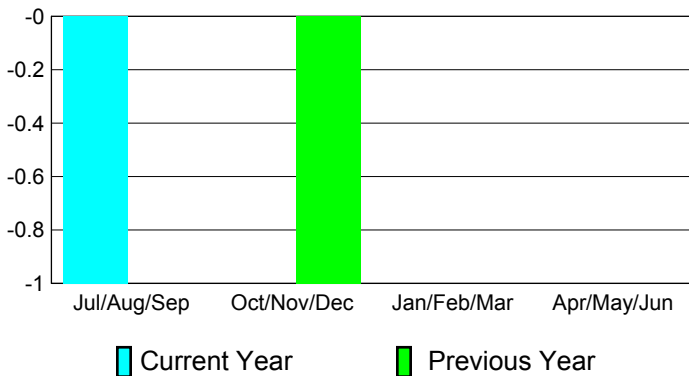
### Club Results 2010-2011

Goal, New, Dropped, Gain/Loss




### Comparison of Club Gain/Loss

Current Year Compared to the Previous Year



### YTD Status Quo Clubs 2010-2011

Status Quo Clubs Compared to Status Quo Members



## MEMBERSHIP

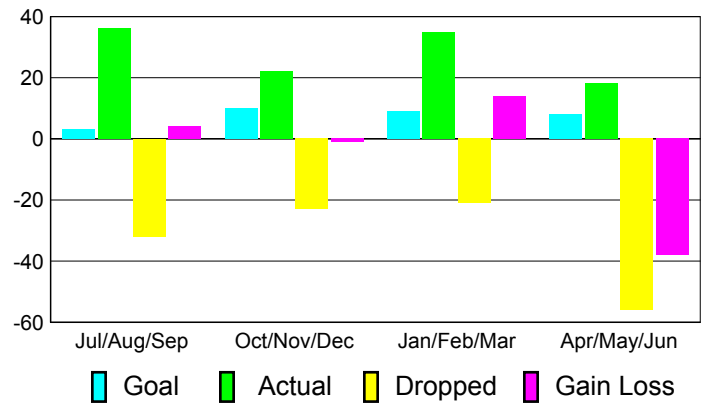
**Membership Results**  
2010-2011

**Membership**  
2009-2010

Month	Net Memb Goal	Actual New Memb	Actual Dropped Memb	Gain/Loss of Memb	Gain/Loss of Memb
Jul/Aug/Sep	3	36	-32	4	6
Oct/Nov/Dec	10	22	-23	-1	-4
Jan/Feb/Mar	9	35	-21	14	10
Apr/May/June	8	18	-56	-38	-13
<b>Totals</b>	<b>30</b>	<b>111</b>	<b>-132</b>	<b>-21</b>	<b>-1</b>

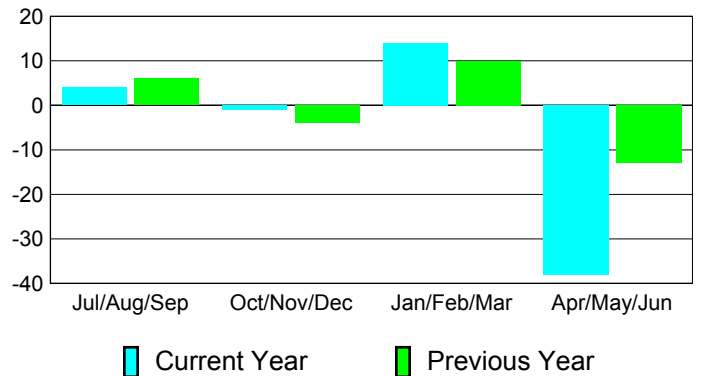
### Membership Results 2010-2011

Goal, New, Dropped, Gain/Loss

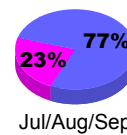


### Comparison of Membership Gain/Loss

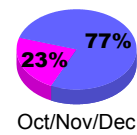
Current Year Compared to the Previous Year



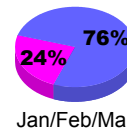
### Gender Comparison 2010-2011



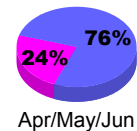
Jul/Aug/Sep



Oct/Nov/Dec



Jan/Feb/Mar



Apr/May/June

Male

Female



# 2010-2011 GMT Reports for District (or Undistricted) **District 105NE ENGLAND**

GMT: **HOWARD PATRICK LEE**

Location: **ENGLAND**

GMT CA: **4**

## CLUBS

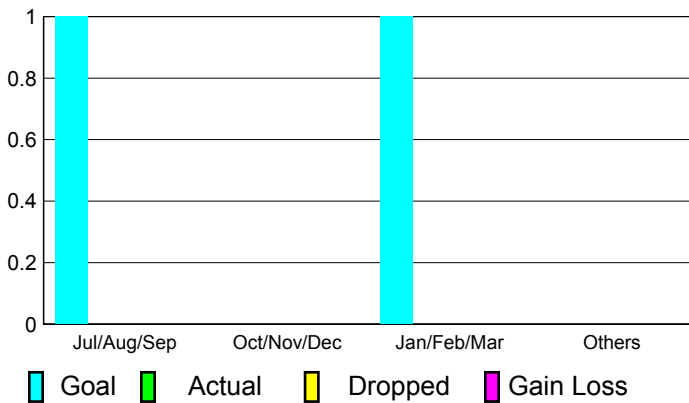
**Club Results**  
2010-2011

**Clubs**  
2009-2010

Month	New Club Goal	Actual New Clubs	Actual Dropped Clubs	Gain/Loss of Clubs	Gain/Loss of Clubs
Jul/Aug/Sep	1	0	0	0	0
Oct/Nov/Dec	0	0	0	0	0
Jan/Feb/Mar	1	0	0	0	0
Apr/May/June	0	0	0	0	0
<b>Totals</b>	<b>2</b>	<b>0</b>	<b>0</b>	<b>0</b>	<b>0</b>


### Club Results 2010-2011

Goal, New, Dropped, Gain/Loss




### Comparison of Club Gain/Loss

Current Year Compared to the Previous Year



### YTD Status Quo Clubs 2010-2011

Status Quo Clubs Compared to Status Quo Members



## MEMBERSHIP

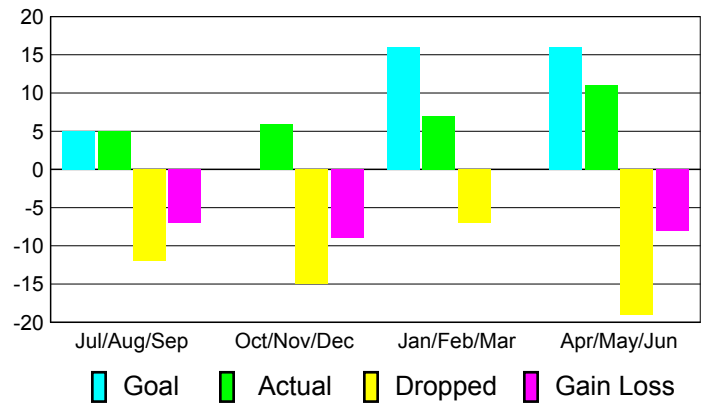
**Membership Results**  
2010-2011

**Membership**  
2009-2010

Month	Net Memb Goal	Actual New Memb	Actual Dropped Memb	Gain/Loss of Memb	Gain/Loss of Memb
Jul/Aug/Sep	5	5	-12	-7	2
Oct/Nov/Dec	0	6	-15	-9	-1
Jan/Feb/Mar	16	7	-7	0	-1
Apr/May/June	16	11	-19	-8	2
<b>Totals</b>	<b>37</b>	<b>29</b>	<b>-53</b>	<b>-24</b>	<b>2</b>

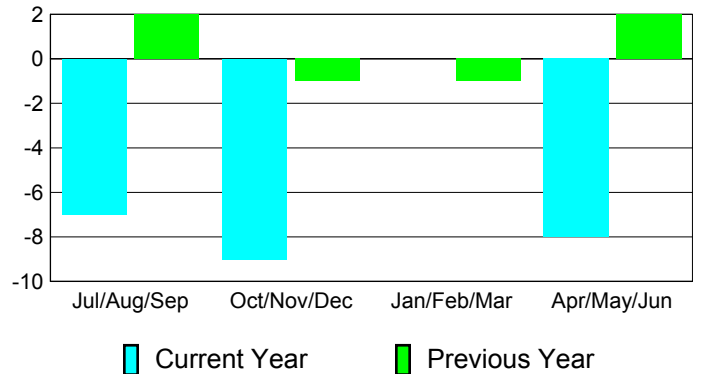
### Membership Results 2010-2011

Goal, New, Dropped, Gain/Loss

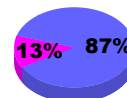


### Comparison of Membership Gain/Loss

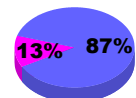
Current Year Compared to the Previous Year



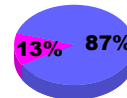
### Gender Comparison 2010-2011



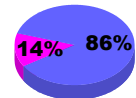
Jul/Aug/Sep



Oct/Nov/Dec



Jan/Feb/Mar



Apr/May/June

Male

Female



# 2010-2011 GMT Reports for District (or Undistricted) **District 105NE SCOTLAND**

GMT: **HOWARD PATRICK LEE**

Location: **SCOTLAND**

GMT CA: **4**

## CLUBS

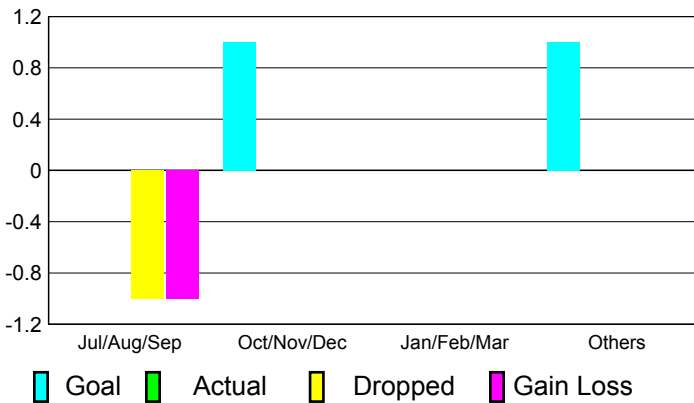
**Club Results**  
2010-2011

**Clubs**  
2009-2010

Month	New Club Goal	Actual New Clubs	Actual Dropped Clubs	Gain/Loss of Clubs	Gain/Loss of Clubs
Jul/Aug/Sep	0	0	-1	-1	0
Oct/Nov/Dec	1	0	0	0	0
Jan/Feb/Mar	0	0	0	0	0
Apr/May/June	1	0	0	0	0
<b>Totals</b>	<b>2</b>	<b>0</b>	<b>-1</b>	<b>-1</b>	<b>0</b>


### Club Results 2010-2011

Goal, New, Dropped, Gain/Loss




### Comparison of Club Gain/Loss

Current Year Compared to the Previous Year



### YTD Status Quo Clubs 2010-2011

Status Quo Clubs Compared to Status Quo Members



## MEMBERSHIP

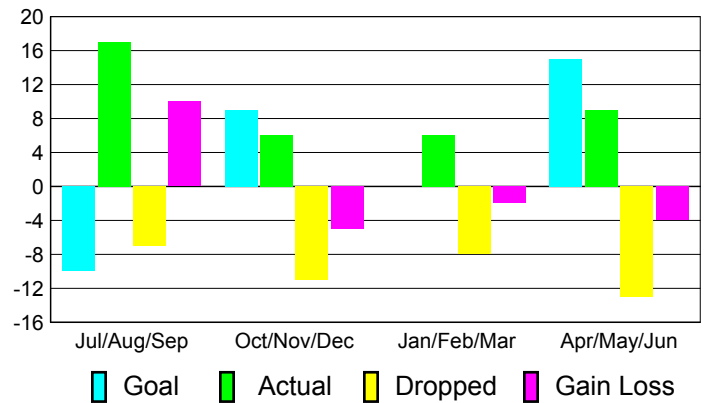
**Membership Results**  
2010-2011

**Membership**  
2009-2010

Month	Net Memb Goal	Actual New Memb	Actual Dropped Memb	Gain/Loss of Memb	Gain/Loss of Memb
Jul/Aug/Sep	-10	17	-7	10	8
Oct/Nov/Dec	9	6	-11	-5	-6
Jan/Feb/Mar	0	6	-8	-2	-3
Apr/May/June	15	9	-13	-4	-16
<b>Totals</b>	<b>14</b>	<b>38</b>	<b>-39</b>	<b>-1</b>	<b>-17</b>

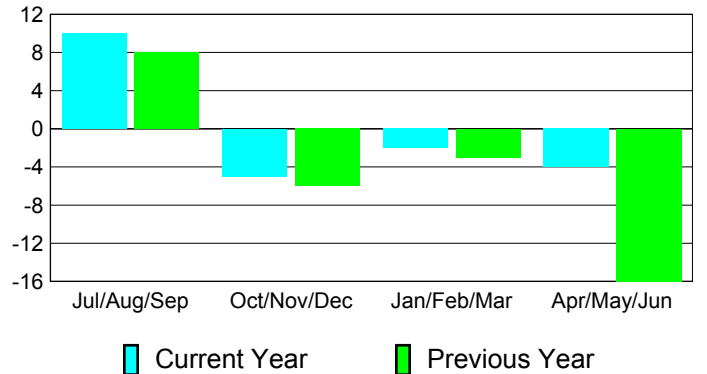
### Membership Results 2010-2011

Goal, New, Dropped, Gain/Loss

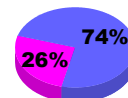


### Comparison of Membership Gain/Loss

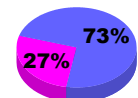
Current Year Compared to the Previous Year



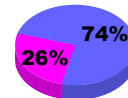
### Gender Comparison 2010-2011



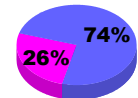
Jul/Aug/Sep



Oct/Nov/Dec



Jan/Feb/Mar



Apr/May/June

Male

Female



# 2010-2011 GMT Reports for District (or Undistricted) **District 105SW**

GMT: **HOWARD PATRICK LEE**

Location: **ENGLAND**

GMT CA: **4**

## CLUBS

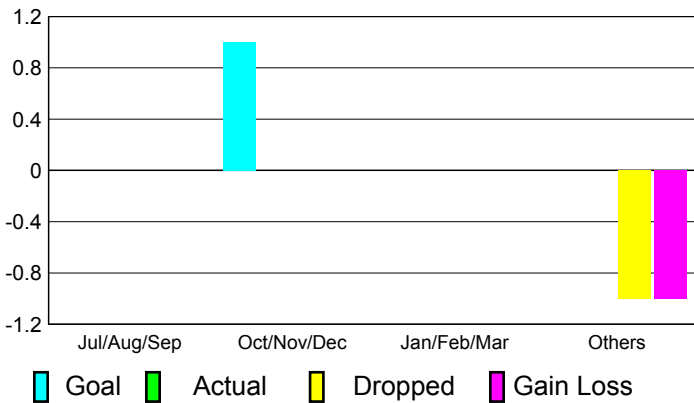
**Club Results  
2010-2011**

**Clubs  
2009-2010**

Month	New Club Goal	Actual New Clubs	Actual Dropped Clubs	Gain/Loss of Clubs	Gain/Loss of Clubs
Jul/Aug/Sep	0	0	0	0	0
Oct/Nov/Dec	1	0	0	0	0
Jan/Feb/Mar	0	0	0	0	0
Apr/May/Jun	0	0	-1	-1	0
<b>Totals</b>	<b>1</b>	<b>0</b>	<b>-1</b>	<b>-1</b>	<b>0</b>

### Club Results 2010-2011

Goal, New, Dropped, Gain/Loss



## MEMBERSHIP

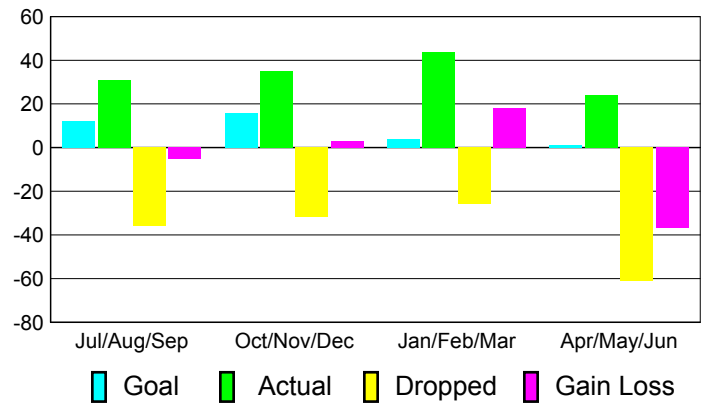
**Membership Results  
2010-2011**

**Membership  
2009-2010**

Month	Net Memb Goal	Actual New Memb	Actual Dropped Memb	Gain/Loss of Memb	Gain/Loss of Memb
Jul/Aug/Sep	12	31	-36	-5	23
Oct/Nov/Dec	16	35	-32	3	-19
Jan/Feb/Mar	4	44	-26	18	16
Apr/May/Jun	1	24	-61	-37	-15
<b>Totals</b>	<b>33</b>	<b>134</b>	<b>-155</b>	<b>-21</b>	<b>5</b>


### Membership Results 2010-2011

Goal, New, Dropped, Gain/Loss



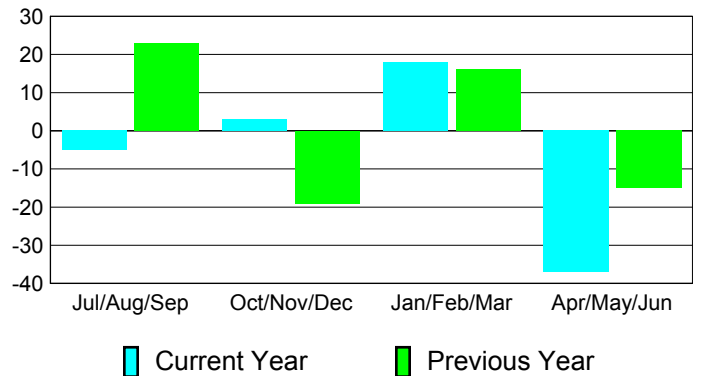
### Comparison of Club Gain/Loss

Current Year Compared to the Previous Year




### Comparison of Membership Gain/Loss

Current Year Compared to the Previous Year

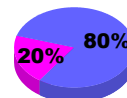


### YTD Status Quo Clubs 2010-2011

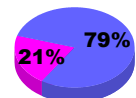
Status Quo Clubs Compared to Status Quo Members



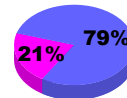
### Gender Comparison 2010-2011



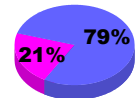
Jul/Aug/Sep



Oct/Nov/Dec



Jan/Feb/Mar



Apr/May/Jun

Male

Female





# 2010-2011 GMT Reports for District (or Undistricted) **District 105SE**

GMT: **HOWARD PATRICK LEE**

Location: **ENGLAND**

GMT CA: **4**

## CLUBS

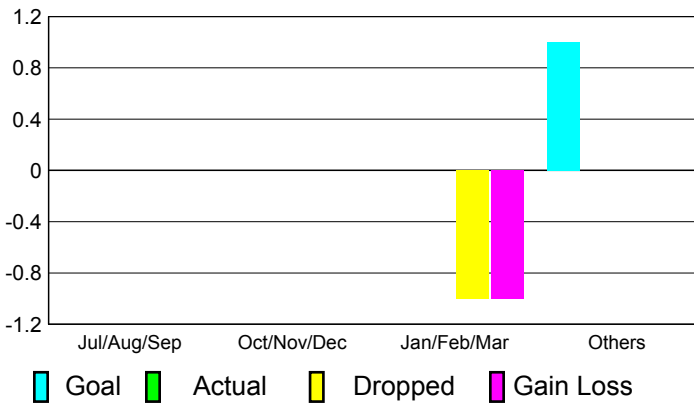
**Club Results  
2010-2011**

**Clubs  
2009-2010**

Month	New Club Goal	Actual New Clubs	Actual Dropped Clubs	Gain/Loss of Clubs	Gain/Loss of Clubs
Jul/Aug/Sep	0	0	0	0	0
Oct/Nov/Dec	0	0	0	0	0
Jan/Feb/Mar	0	0	-1	-1	0
Apr/May/Jun	1	0	0	0	0
<b>Totals</b>	<b>1</b>	<b>0</b>	<b>-1</b>	<b>-1</b>	<b>0</b>

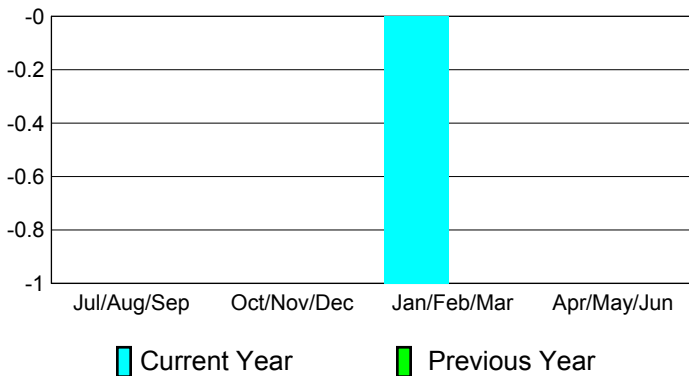
### Club Results 2010-2011

Goal, New, Dropped, Gain/Loss



### Comparison of Club Gain/Loss

Current Year Compared to the Previous Year



### YTD Status Quo Clubs 2010-2011

Status Quo Clubs Compared to Status Quo Members



## MEMBERSHIP

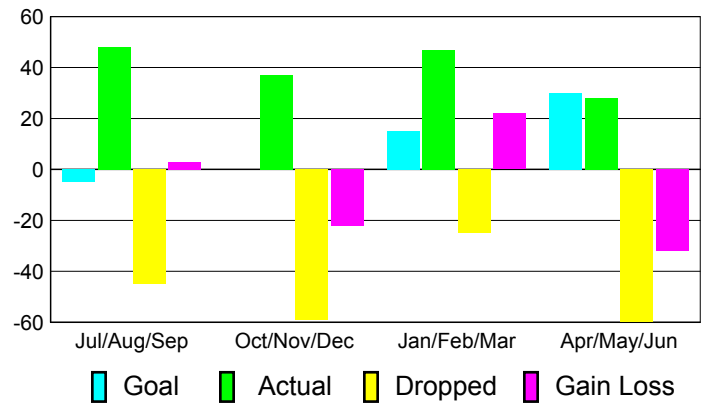
**Membership Results  
2010-2011**

**Membership  
2009-2010**

Month	Net Memb Goal	Actual New Memb	Actual Dropped Memb	Gain/Loss of Memb	Gain/Loss of Memb
Jul/Aug/Sep	-5	48	-45	3	1
Oct/Nov/Dec	0	37	-59	-22	16
Jan/Feb/Mar	15	47	-25	22	7
Apr/May/Jun	30	28	-60	-32	-33
<b>Totals</b>	<b>40</b>	<b>160</b>	<b>-189</b>	<b>-29</b>	<b>-9</b>

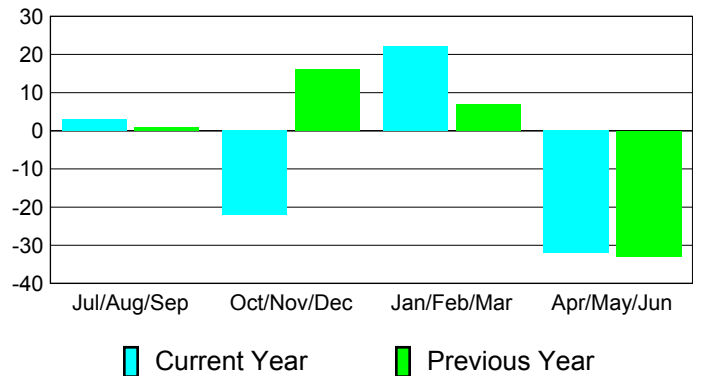
### Membership Results 2010-2011

Goal, New, Dropped, Gain/Loss

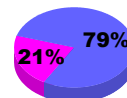


### Comparison of Membership Gain/Loss

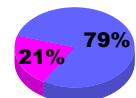
Current Year Compared to the Previous Year



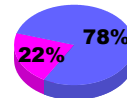
### Gender Comparison 2010-2011



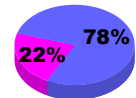
Jul/Aug/Sep



Oct/Nov/Dec



Jan/Feb/Mar



Apr/May/Jun

Male

Female



# 2010-2011 GMT Reports for District (or Undistricted) **District 105 W WALES**

GMT: **HOWARD PATRICK LEE**

Location: **WALES**

GMT CA: **4**

## CLUBS

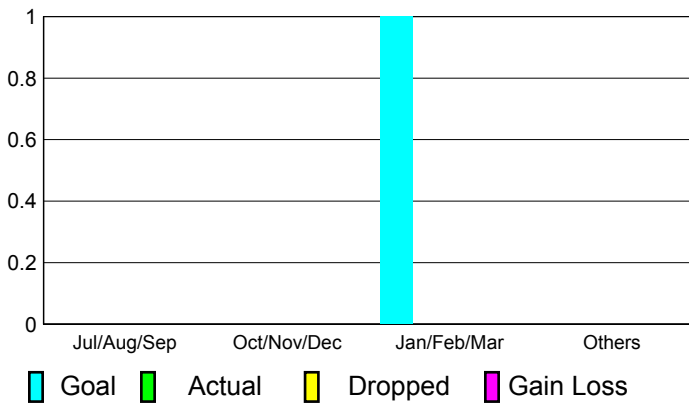
**Club Results  
2010-2011**

**Clubs  
2009-2010**

Month	New Club Goal	Actual New Clubs	Actual Dropped Clubs	Gain/Loss of Clubs	Gain/Loss of Clubs
Jul/Aug/Sep	0	0	0	0	0
Oct/Nov/Dec	0	0	0	0	0
Jan/Feb/Mar	1	0	0	0	0
Apr/May/June	0	0	0	0	0
<b>Totals</b>	<b>1</b>	<b>0</b>	<b>0</b>	<b>0</b>	<b>0</b>

### Club Results 2010-2011

Goal, New, Dropped, Gain/Loss



## MEMBERSHIP

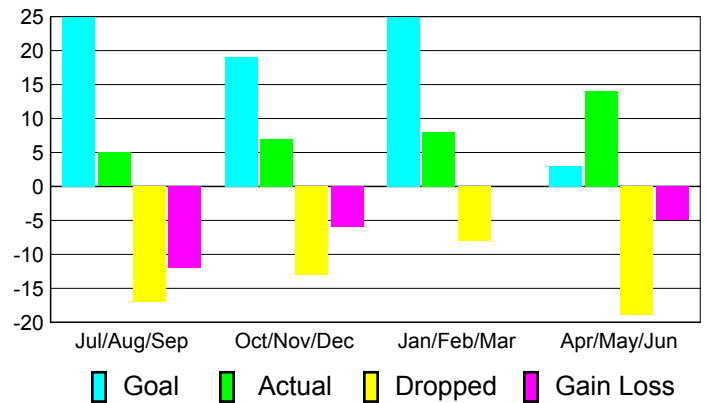
**Membership Results  
2010-2011**

**Membership  
2009-2010**

Month	Net Memb Goal	Actual New Memb	Actual Dropped Memb	Gain/Loss of Memb	Gain/Loss of Memb
Jul/Aug/Sep	25	5	-17	-12	0
Oct/Nov/Dec	19	7	-13	-6	3
Jan/Feb/Mar	25	8	-8	0	4
Apr/May/June	3	14	-19	-5	0
<b>Totals</b>	<b>72</b>	<b>34</b>	<b>-57</b>	<b>-23</b>	<b>7</b>


### Membership Results 2010-2011

Goal, New, Dropped, Gain/Loss



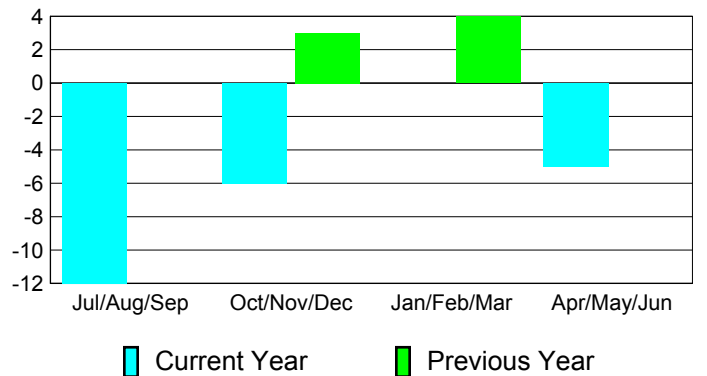
### Comparison of Club Gain/Loss

Current Year Compared to the Previous Year




### Comparison of Membership Gain/Loss

Current Year Compared to the Previous Year

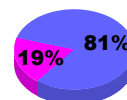


### YTD Status Quo Clubs 2010-2011

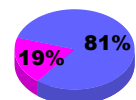
Status Quo Clubs Compared to Status Quo Members



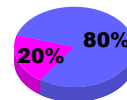
### Gender Comparison 2010-2011



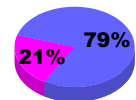
Jul/Aug/Sep



Oct/Nov/Dec



Jan/Feb/Mar



Apr/May/June

Male

Female



# 2010-2011 GMT Reports for District (or Undistricted) **District 105 W ENGLAND**

GMT: **HOWARD PATRICK LEE**

Location: **ENGLAND**

GMT CA: **4**

## CLUBS

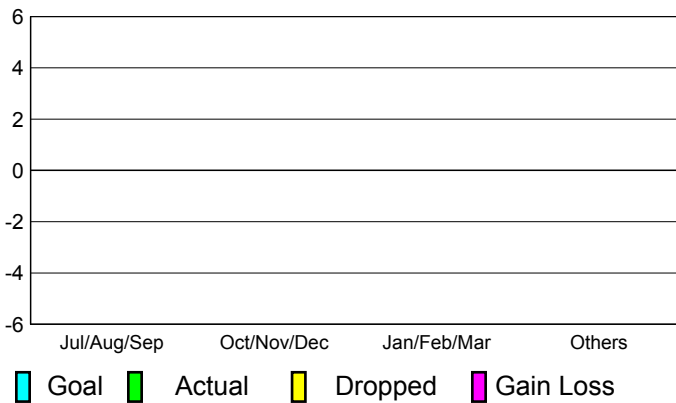
**Club Results  
2010-2011**

**Clubs  
2009-2010**

Month	New Club Goal	Actual New Clubs	Actual Dropped Clubs	Gain/Loss of Clubs	Gain/Loss of Clubs
Jul/Aug/Sep	0	0	0	0	0
Oct/Nov/Dec	0	0	0	0	0
Jan/Feb/Mar	0	0	0	0	0
Apr/May/Jun	0	0	0	0	0
<b>Totals</b>	<b>0</b>	<b>0</b>	<b>0</b>	<b>0</b>	<b>0</b>


### Club Results 2010-2011

Goal, New, Dropped, Gain/Loss




### Comparison of Club Gain/Loss

Current Year Compared to the Previous Year



### YTD Status Quo Clubs 2010-2011

Status Quo Clubs Compared to Status Quo Members



## MEMBERSHIP

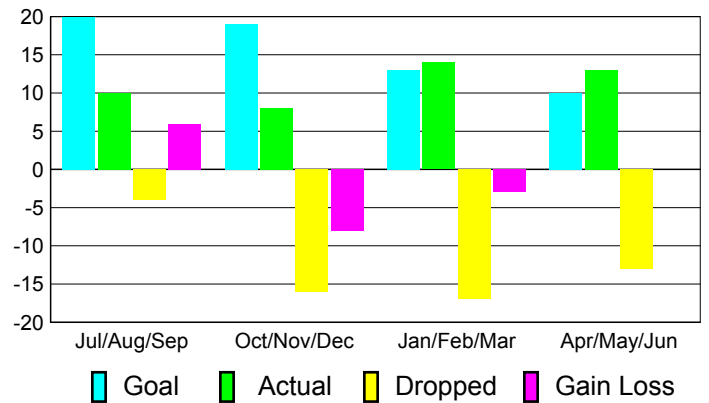
**Membership Results  
2010-2011**

**Membership  
2009-2010**

Month	Net Memb Goal	Actual New Memb	Actual Dropped Memb	Gain/Loss of Memb	Gain/Loss of Memb
Jul/Aug/Sep	20	10	-4	6	3
Oct/Nov/Dec	19	8	-16	-8	-19
Jan/Feb/Mar	13	14	-17	-3	3
Apr/May/Jun	10	13	-13	0	-4
<b>Totals</b>	<b>62</b>	<b>45</b>	<b>-50</b>	<b>-5</b>	<b>-17</b>

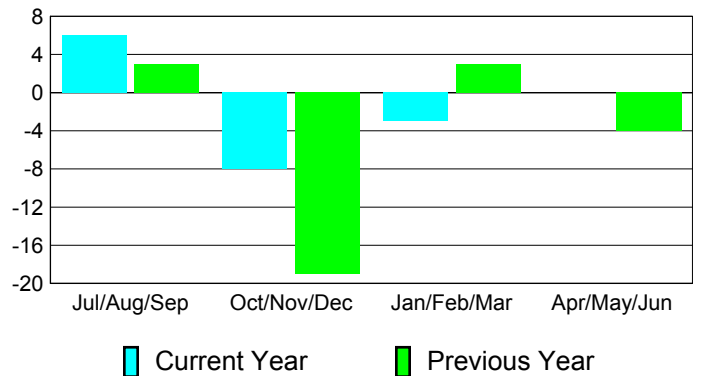
### Membership Results 2010-2011

Goal, New, Dropped, Gain/Loss

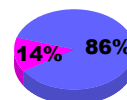


### Comparison of Membership Gain/Loss

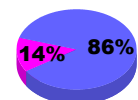
Current Year Compared to the Previous Year



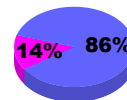
### Gender Comparison 2010-2011



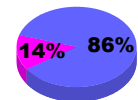
Jul/Aug/Sep



Oct/Nov/Dec



Jan/Feb/Mar



Apr/May/Jun

Male

Female



# 2010-2011 GMT Reports for District (or Undistricted) **District 110AN**

GMT: **HOWARD PATRICK LEE**

Location: **NETHERLANDS**

GMT CA: **4**

## CLUBS

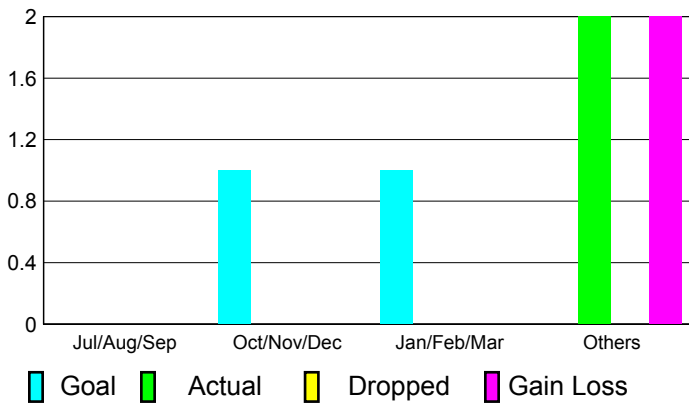
**Club Results  
2010-2011**

**Clubs  
2009-2010**

Month	New Club Goal	Actual New Clubs	Actual Dropped Clubs	Gain/Loss of Clubs	Gain/Loss of Clubs
Jul/Aug/Sep	0	0	0	0	0
Oct/Nov/Dec	1	0	0	0	0
Jan/Feb/Mar	1	0	0	0	0
Apr/May/Jun	0	2	0	2	0
<b>Totals</b>	<b>2</b>	<b>2</b>	<b>0</b>	<b>2</b>	<b>0</b>


### Club Results 2010-2011

Goal, New, Dropped, Gain/Loss




### Comparison of Club Gain/Loss

Current Year Compared to the Previous Year



### YTD Status Quo Clubs 2010-2011

Status Quo Clubs Compared to Status Quo Members



## MEMBERSHIP

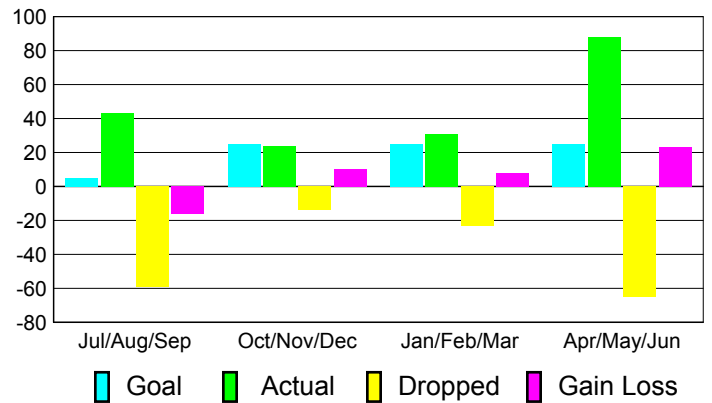
**Membership Results  
2010-2011**

**Membership  
2009-2010**

Month	Net Memb Goal	Actual New Memb	Actual Dropped Memb	Gain/Loss of Memb	Gain/Loss of Memb
Jul/Aug/Sep	5	43	-59	-16	-10
Oct/Nov/Dec	25	24	-14	10	-2
Jan/Feb/Mar	25	31	-23	8	4
Apr/May/Jun	25	88	-65	23	14
<b>Totals</b>	<b>80</b>	<b>186</b>	<b>-161</b>	<b>25</b>	<b>6</b>

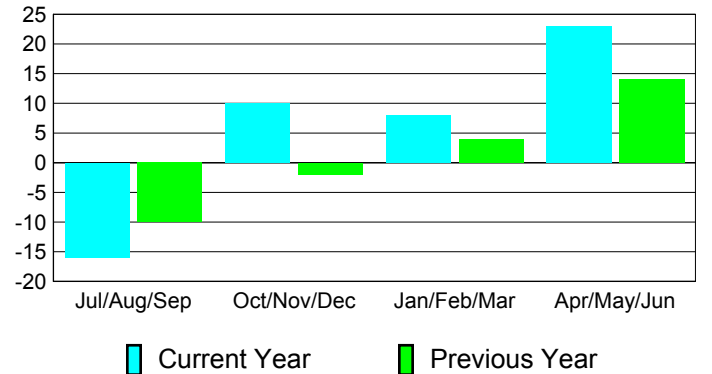
### Membership Results 2010-2011

Goal, New, Dropped, Gain/Loss

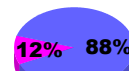


### Comparison of Membership Gain/Loss

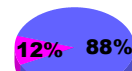
Current Year Compared to the Previous Year



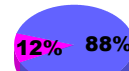
### Gender Comparison 2010-2011



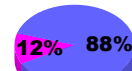
Jul/Aug/Sep



Oct/Nov/Dec



Jan/Feb/Mar



Apr/May/Jun

Male

Female



# 2010-2011 GMT Reports for District (or Undistricted) **District 110AZ**

GMT: **HOWARD PATRICK LEE**

Location: **NETHERLANDS**

GMT CA: **4**

## CLUBS

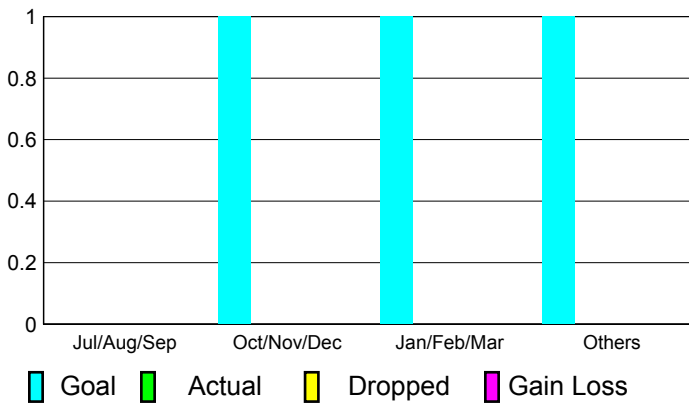
**Club Results**  
2010-2011

**Clubs**  
2009-2010

Month	New Club Goal	Actual New Clubs	Actual Dropped Clubs	Gain/Loss of Clubs	Gain/Loss of Clubs
Jul/Aug/Sep	0	0	0	0	1
Oct/Nov/Dec	1	0	0	0	0
Jan/Feb/Mar	1	0	0	0	0
Apr/May/June	1	0	0	0	0
<b>Totals</b>	<b>3</b>	<b>0</b>	<b>0</b>	<b>0</b>	<b>1</b>

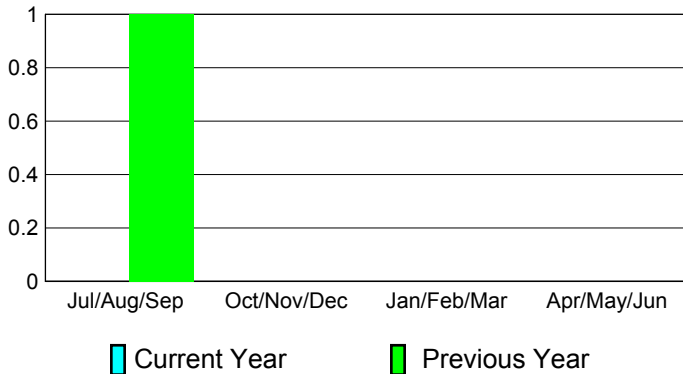
### Club Results 2010-2011

Goal, New, Dropped, Gain/Loss




### Comparison of Club Gain/Loss

Current Year Compared to the Previous Year



### YTD Status Quo Clubs 2010-2011

Status Quo Clubs Compared to Status Quo Members



## MEMBERSHIP

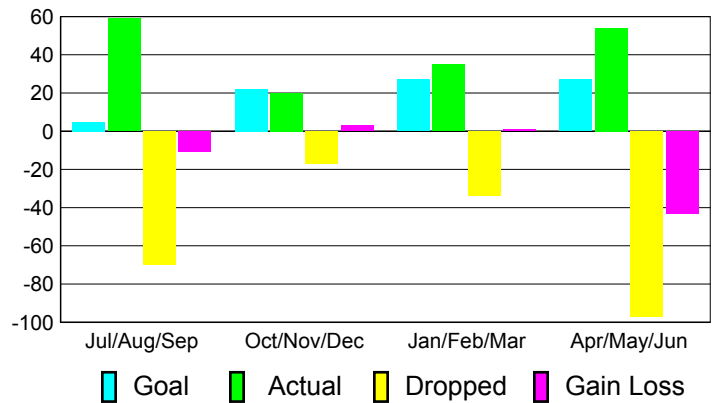
**Membership Results**  
2010-2011

**Membership**  
2009-2010

Month	Net Memb Goal	Actual New Memb	Actual Dropped Memb	Gain/Loss of Memb	Gain/Loss of Memb
Jul/Aug/Sep	5	59	-70	-11	-9
Oct/Nov/Dec	22	20	-17	3	-14
Jan/Feb/Mar	27	35	-34	1	27
Apr/May/June	27	54	-97	-43	9
<b>Totals</b>	<b>81</b>	<b>168</b>	<b>-218</b>	<b>-50</b>	<b>13</b>

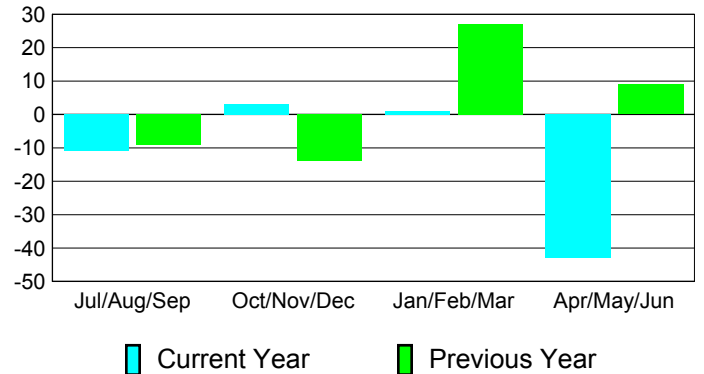
### Membership Results 2010-2011

Goal, New, Dropped, Gain/Loss

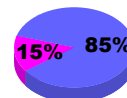


### Comparison of Membership Gain/Loss

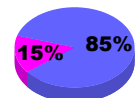
Current Year Compared to the Previous Year



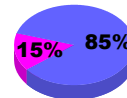
### Gender Comparison 2010-2011



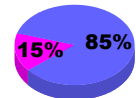
Jul/Aug/Sep



Oct/Nov/Dec



Jan/Feb/Mar



Apr/May/June

Male

Female



# 2010-2011 GMT Reports for District (or Undistricted) **District 110BN**

GMT: **HOWARD PATRICK LEE**

Location: **NETHERLANDS**

GMT CA: **4**

## CLUBS

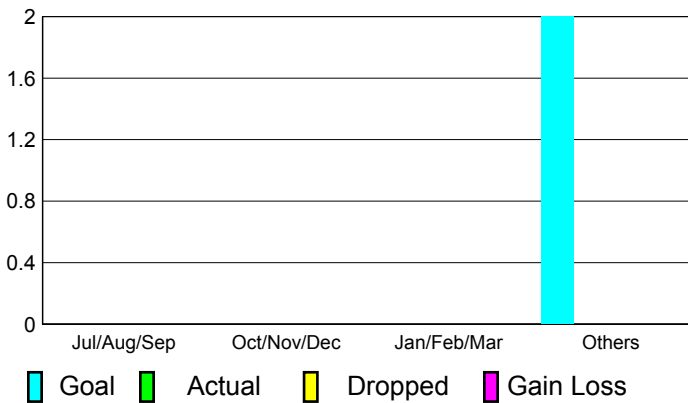
**Club Results  
2010-2011**

**Clubs  
2009-2010**

Month	New Club Goal	Actual New Clubs	Actual Dropped Clubs	Gain/Loss of Clubs	Gain/Loss of Clubs
Jul/Aug/Sep	0	0	0	0	0
Oct/Nov/Dec	0	0	0	0	0
Jan/Feb/Mar	0	0	0	0	0
Apr/May/June	2	0	0	0	1
<b>Totals</b>	<b>2</b>	<b>0</b>	<b>0</b>	<b>0</b>	<b>1</b>

### Club Results 2010-2011

Goal, New, Dropped, Gain/Loss



## MEMBERSHIP

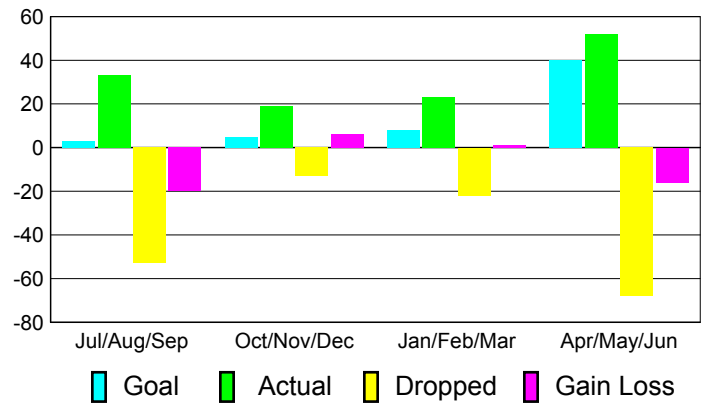
**Membership Results  
2010-2011**

**Membership  
2009-2010**

Month	Net Memb Goal	Actual New Memb	Actual Dropped Memb	Gain/Loss of Memb	Gain/Loss of Memb
Jul/Aug/Sep	3	33	-53	-20	-11
Oct/Nov/Dec	5	19	-13	6	6
Jan/Feb/Mar	8	23	-22	1	4
Apr/May/June	40	52	-68	-16	24
<b>Totals</b>	<b>56</b>	<b>127</b>	<b>-156</b>	<b>-29</b>	<b>23</b>


### Membership Results 2010-2011

Goal, New, Dropped, Gain/Loss



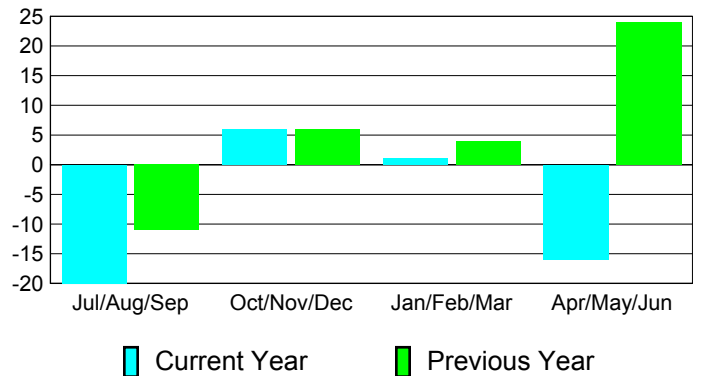
### Comparison of Club Gain/Loss

Current Year Compared to the Previous Year




### Comparison of Membership Gain/Loss

Current Year Compared to the Previous Year

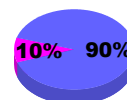


### YTD Status Quo Clubs 2010-2011

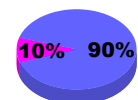
Status Quo Clubs Compared to Status Quo Members



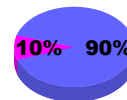
### Gender Comparison 2010-2011



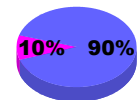
Jul/Aug/Sep



Oct/Nov/Dec



Jan/Feb/Mar



Apr/May/June

Male

Female



# 2010-2011 GMT Reports for District (or Undistricted) **District 110BZ**

GMT: **HOWARD PATRICK LEE**

Location: **NETHERLANDS**

GMT CA: **4**

## CLUBS

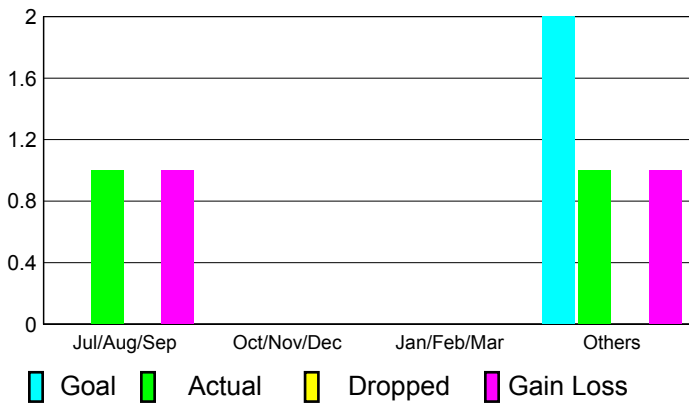
**Club Results  
2010-2011**

**Clubs  
2009-2010**

Month	New Club Goal	Actual New Clubs	Actual Dropped Clubs	Gain/Loss of Clubs	Gain/Loss of Clubs
Jul/Aug/Sep	0	1	0	1	0
Oct/Nov/Dec	0	0	0	0	0
Jan/Feb/Mar	0	0	0	0	0
Apr/May/June	2	1	0	1	0
<b>Totals</b>	<b>2</b>	<b>2</b>	<b>0</b>	<b>2</b>	<b>0</b>


### Club Results 2010-2011

Goal, New, Dropped, Gain/Loss




### Comparison of Club Gain/Loss

Current Year Compared to the Previous Year



### YTD Status Quo Clubs 2010-2011

Status Quo Clubs Compared to Status Quo Members



## MEMBERSHIP

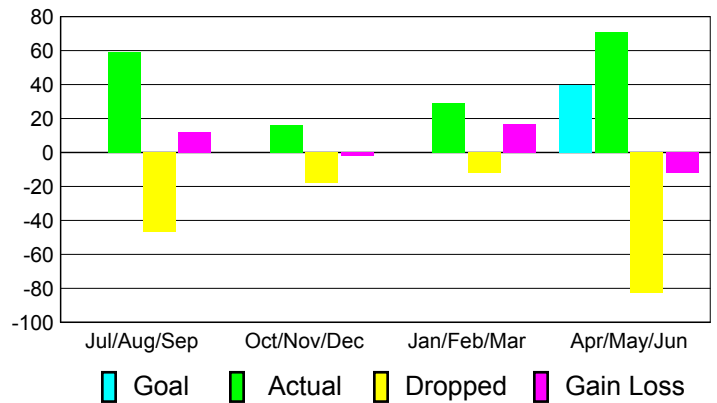
**Membership Results  
2010-2011**

**Membership  
2009-2010**

Month	Net Memb Goal	Actual New Memb	Actual Dropped Memb	Gain/Loss of Memb	Gain/Loss of Memb
Jul/Aug/Sep	0	59	-47	12	-20
Oct/Nov/Dec	0	16	-18	-2	6
Jan/Feb/Mar	0	29	-12	17	0
Apr/May/June	40	71	-83	-12	21
<b>Totals</b>	<b>40</b>	<b>175</b>	<b>-160</b>	<b>15</b>	<b>7</b>

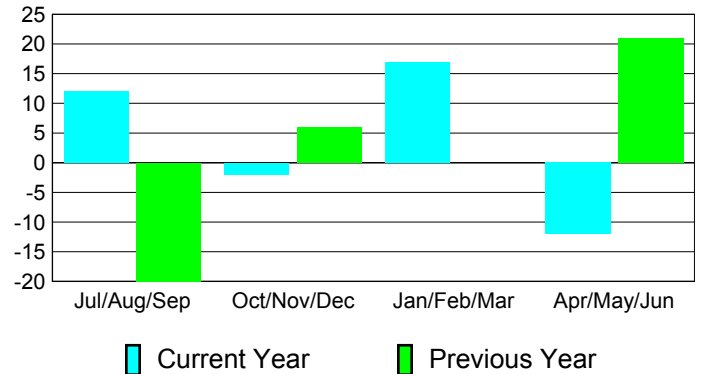
### Membership Results 2010-2011

Goal, New, Dropped, Gain/Loss

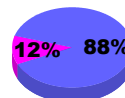


### Comparison of Membership Gain/Loss

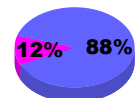
Current Year Compared to the Previous Year



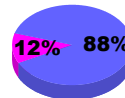
### Gender Comparison 2010-2011



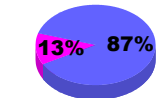
Jul/Aug/Sep



Oct/Nov/Dec



Jan/Feb/Mar



Apr/May/June

Male

Female



# 2010-2011 GMT Reports for District (or Undistricted) **District 110CO**

GMT: **HOWARD PATRICK LEE**

Location: **NETHERLANDS**

GMT CA: **4**

## CLUBS

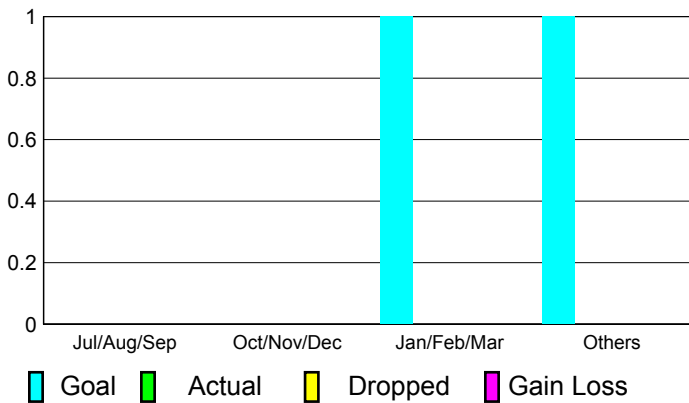
**Club Results  
2010-2011**

**Clubs  
2009-2010**

Month	New Club Goal	Actual New Clubs	Actual Dropped Clubs	Gain/Loss of Clubs	Gain/Loss of Clubs
Jul/Aug/Sep	0	0	0	0	0
Oct/Nov/Dec	0	0	0	0	0
Jan/Feb/Mar	1	0	0	0	0
Apr/May/Jun	1	0	0	0	0
<b>Totals</b>	<b>2</b>	<b>0</b>	<b>0</b>	<b>0</b>	<b>0</b>


### Club Results 2010-2011

Goal, New, Dropped, Gain/Loss




### Comparison of Club Gain/Loss

Current Year Compared to the Previous Year



### YTD Status Quo Clubs 2010-2011

Status Quo Clubs Compared to Status Quo Members



## MEMBERSHIP

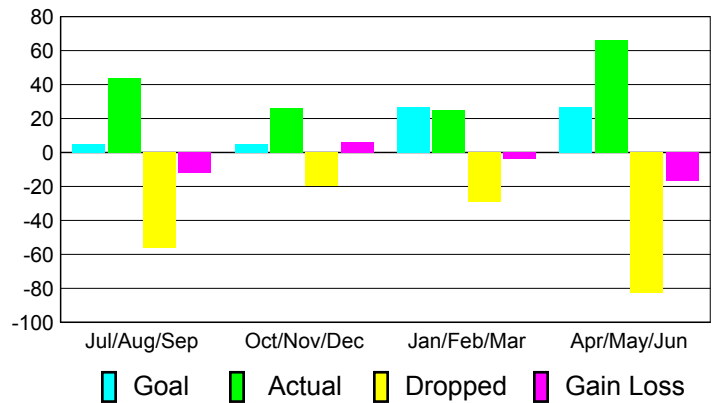
**Membership Results  
2010-2011**

**Membership  
2009-2010**

Month	Net Memb Goal	Actual New Memb	Actual Dropped Memb	Gain/Loss of Memb	Gain/Loss of Memb
Jul/Aug/Sep	5	44	-56	-12	-8
Oct/Nov/Dec	5	26	-20	6	-16
Jan/Feb/Mar	27	25	-29	-4	-14
Apr/May/Jun	27	66	-83	-17	2
<b>Totals</b>	<b>64</b>	<b>161</b>	<b>-188</b>	<b>-27</b>	<b>-36</b>

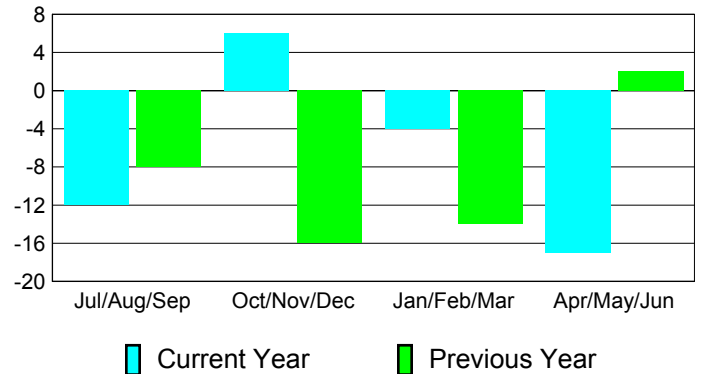
### Membership Results 2010-2011

Goal, New, Dropped, Gain/Loss

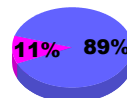


### Comparison of Membership Gain/Loss

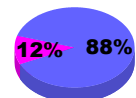
Current Year Compared to the Previous Year



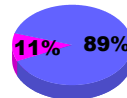
### Gender Comparison 2010-2011



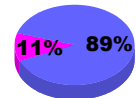
Jul/Aug/Sep



Oct/Nov/Dec



Jan/Feb/Mar



Apr/May/Jun

Male

Female





# 2010-2011 GMT Reports for District (or Undistricted) **District 110CW**

GMT: **HOWARD PATRICK LEE**

Location: **NETHERLANDS**

GMT CA: **4**

## CLUBS

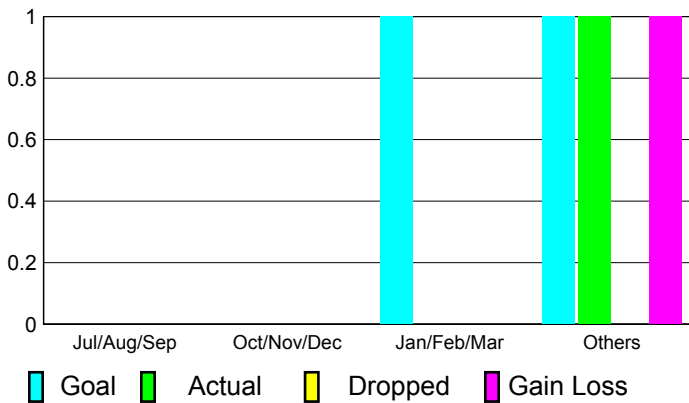
**Club Results  
2010-2011**

**Clubs  
2009-2010**

Month	New Club Goal	Actual New Clubs	Actual Dropped Clubs	Gain/Loss of Clubs	Gain/Loss of Clubs
Jul/Aug/Sep	0	0	0	0	1
Oct/Nov/Dec	0	0	0	0	1
Jan/Feb/Mar	1	0	0	0	0
Apr/May/June	1	1	0	1	0
<b>Totals</b>	<b>2</b>	<b>1</b>	<b>0</b>	<b>1</b>	<b>2</b>

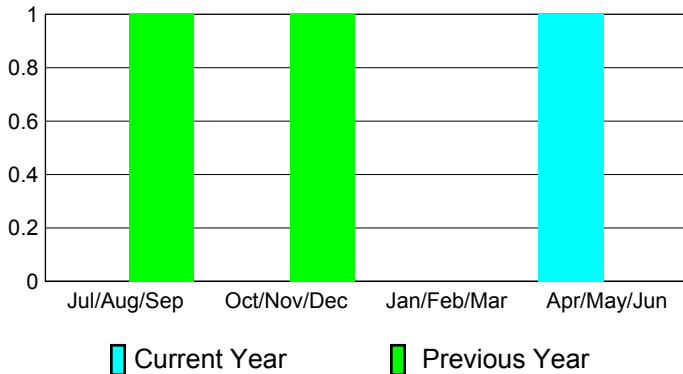
### Club Results 2010-2011

Goal, New, Dropped, Gain/Loss



### Comparison of Club Gain/Loss

Current Year Compared to the Previous Year



### YTD Status Quo Clubs 2010-2011

Status Quo Clubs Compared to Status Quo Members



## MEMBERSHIP

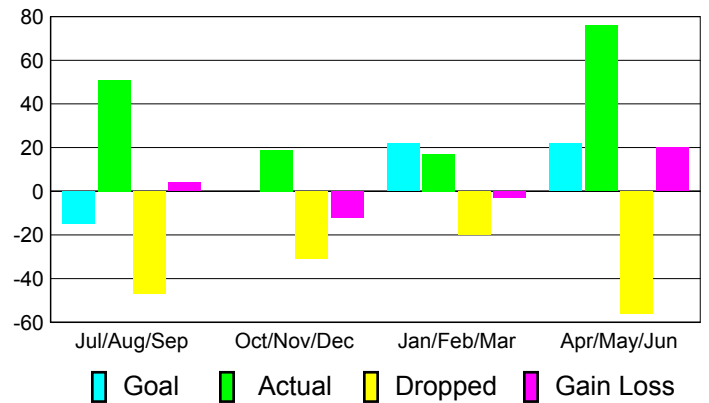
**Membership Results  
2010-2011**

**Membership  
2009-2010**

Month	Net Memb Goal	Actual New Memb	Actual Dropped Memb	Gain/Loss of Memb	Gain/Loss of Memb
Jul/Aug/Sep	-15	51	-47	4	15
Oct/Nov/Dec	0	19	-31	-12	20
Jan/Feb/Mar	22	17	-20	-3	1
Apr/May/June	22	76	-56	20	14
<b>Totals</b>	<b>29</b>	<b>163</b>	<b>-154</b>	<b>9</b>	<b>50</b>

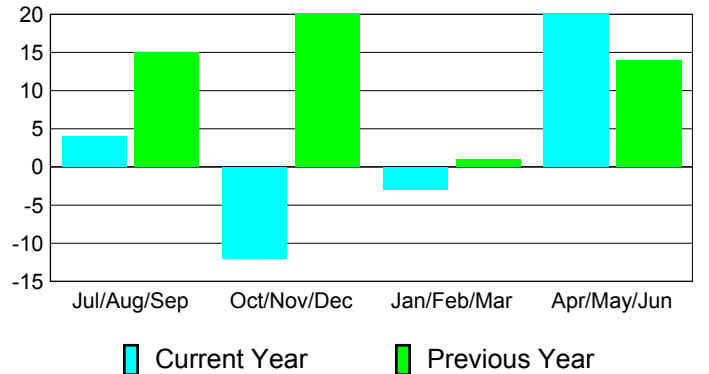
### Membership Results 2010-2011

Goal, New, Dropped, Gain/Loss

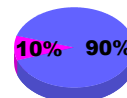


### Comparison of Membership Gain/Loss

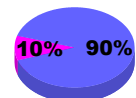
Current Year Compared to the Previous Year



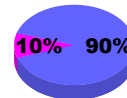
### Gender Comparison 2010-2011



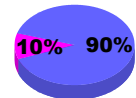
Jul/Aug/Sep



Oct/Nov/Dec



Jan/Feb/Mar



Apr/May/June

Male

Female



# 2010-2011 GMT Reports for District (or Undistricted) **District 115CN**

GMT: **HOWARD PATRICK LEE**

Location: **PORTUGAL**

GMT CA: **4**

## CLUBS

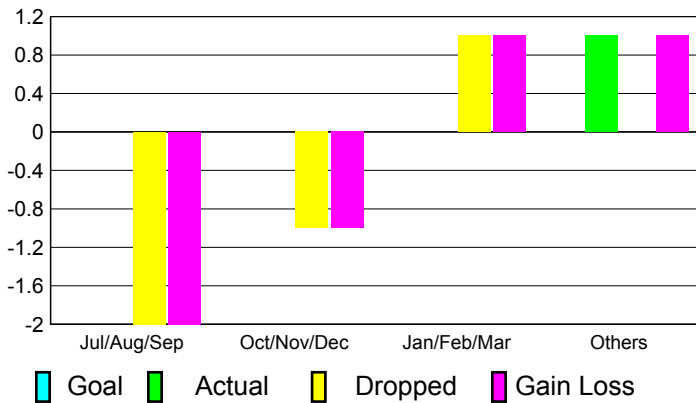
**Club Results**  
2010-2011

**Clubs**  
2009-2010

Month	New Club Goal	Actual New Clubs	Actual Dropped Clubs	Gain/Loss of Clubs	Gain/Loss of Clubs
Jul/Aug/Sep	0	0	-2	-2	0
Oct/Nov/Dec	0	0	-1	-1	0
Jan/Feb/Mar	0	0	1	1	0
Apr/May/June	0	1	0	1	0
<b>Totals</b>	<b>0</b>	<b>1</b>	<b>-2</b>	<b>-1</b>	<b>0</b>

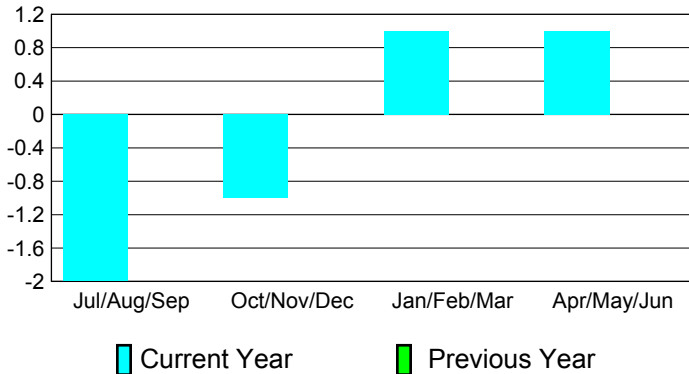
### Club Results 2010-2011

Goal, New, Dropped, Gain/Loss




### Comparison of Club Gain/Loss

Current Year Compared to the Previous Year



### YTD Status Quo Clubs 2010-2011

Status Quo Clubs Compared to Status Quo Members



## MEMBERSHIP

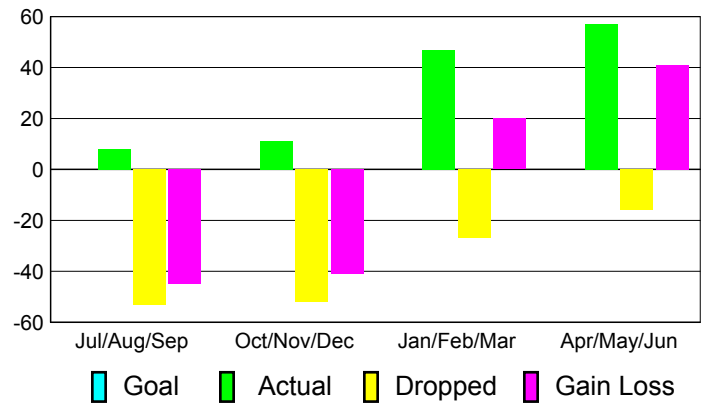
**Membership Results**  
2010-2011

**Membership**  
2009-2010

Month	Net Memb Goal	Actual New Memb	Actual Dropped Memb	Gain/Loss of Memb	Gain/Loss of Memb
Jul/Aug/Sep	0	8	-53	-45	-4
Oct/Nov/Dec	0	11	-52	-41	8
Jan/Feb/Mar	0	47	-27	20	-1
Apr/May/June	0	57	-16	41	-8
<b>Totals</b>	<b>0</b>	<b>123</b>	<b>-148</b>	<b>-25</b>	<b>-5</b>

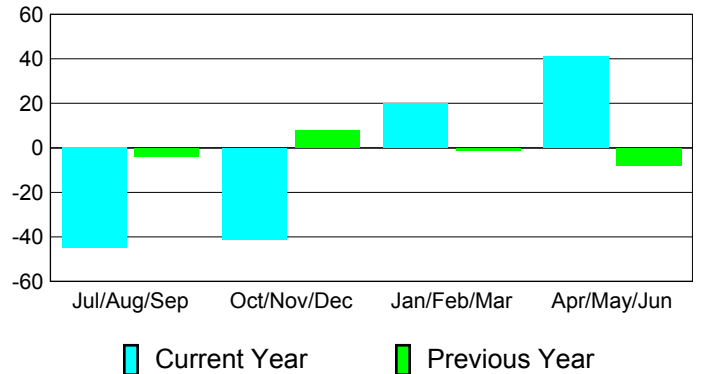
### Membership Results 2010-2011

Goal, New, Dropped, Gain/Loss

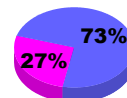


### Comparison of Membership Gain/Loss

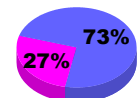
Current Year Compared to the Previous Year



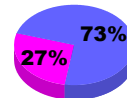
### Gender Comparison 2010-2011



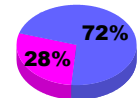
Jul/Aug/Sep



Oct/Nov/Dec



Jan/Feb/Mar



Apr/May/June

Male

Female



# 2010-2011 GMT Reports for District (or Undistricted) **District 115CS**

GMT: **HOWARD PATRICK LEE**

Location: **PORTUGAL**

GMT CA: **4**

## CLUBS

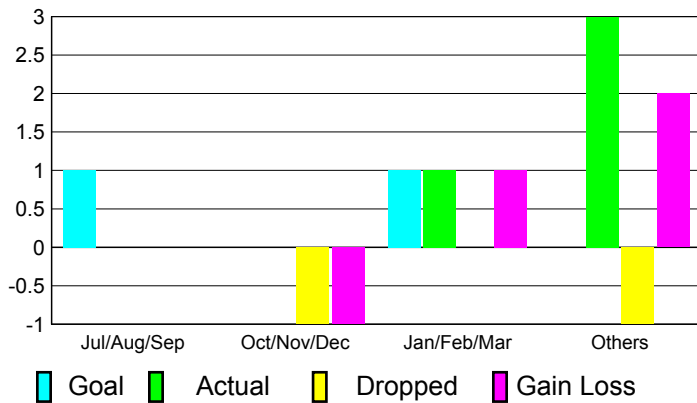
**Club Results**  
2010-2011

**Clubs**  
2009-2010

Month	New Club Goal	Actual New Clubs	Actual Dropped Clubs	Gain/Loss of Clubs	Gain/Loss of Clubs
Jul/Aug/Sep	1	0	0	0	0
Oct/Nov/Dec	0	0	-1	-1	0
Jan/Feb/Mar	1	1	0	1	0
Apr/May/June	0	3	-1	2	0
<b>Totals</b>	<b>2</b>	<b>4</b>	<b>-2</b>	<b>2</b>	<b>0</b>

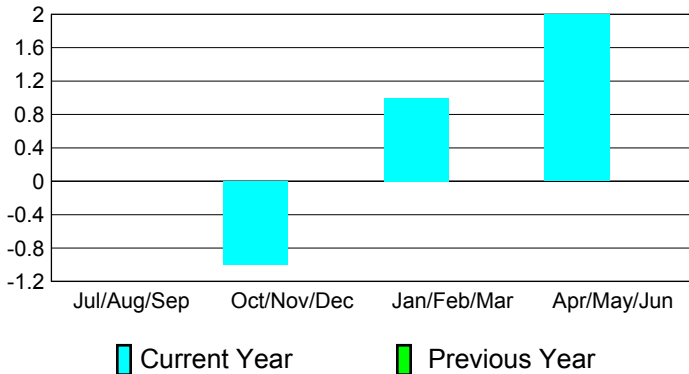
### Club Results 2010-2011

Goal, New, Dropped, Gain/Loss




### Comparison of Club Gain/Loss

Current Year Compared to the Previous Year



### YTD Status Quo Clubs 2010-2011

Status Quo Clubs Compared to Status Quo Members



## MEMBERSHIP

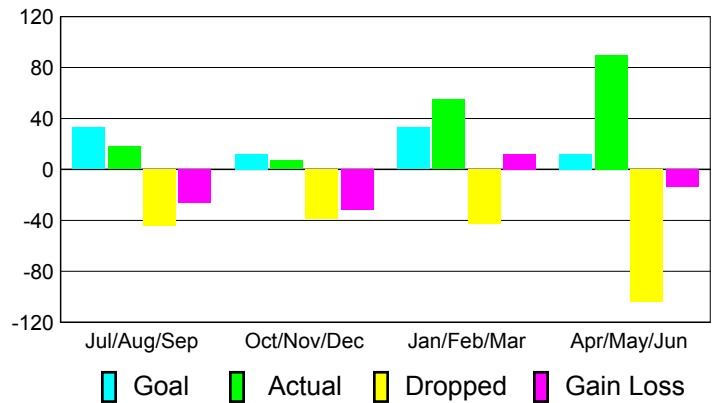
**Membership Results**  
2010-2011

**Membership**  
2009-2010

Month	Net Memb Goal	Actual New Memb	Actual Dropped Memb	Gain/Loss of Memb	Gain/Loss of Memb
Jul/Aug/Sep	33	18	-44	-26	12
Oct/Nov/Dec	12	7	-39	-32	8
Jan/Feb/Mar	33	55	-43	12	-1
Apr/May/June	12	90	-104	-14	29
<b>Totals</b>	<b>90</b>	<b>170</b>	<b>-230</b>	<b>-60</b>	<b>48</b>

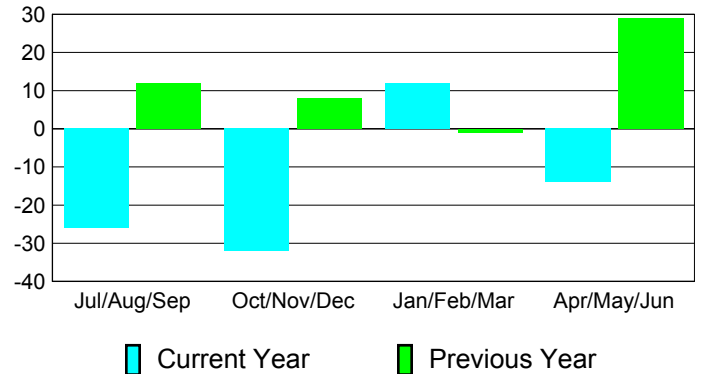
### Membership Results 2010-2011

Goal, New, Dropped, Gain/Loss

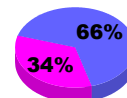


### Comparison of Membership Gain/Loss

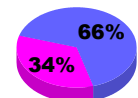
Current Year Compared to the Previous Year



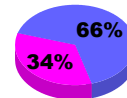
### Gender Comparison 2010-2011



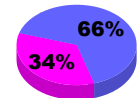
Jul/Aug/Sep



Oct/Nov/Dec



Jan/Feb/Mar



Apr/May/June

Male

Female



# 2010-2011 GMT Reports for District (or Undistricted) **District 116 A**

GMT: **HOWARD PATRICK LEE**

Location: **SPAIN**

GMT CA: **4**

## CLUBS

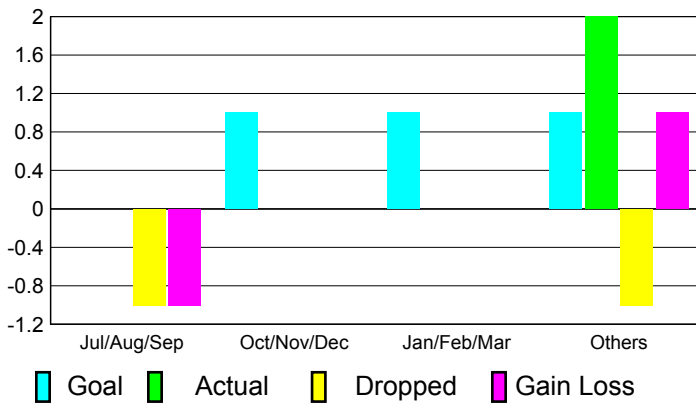
**Club Results**  
2010-2011

**Clubs**  
2009-2010

Month	New Club Goal	Actual New Clubs	Actual Dropped Clubs	Gain/Loss of Clubs	Gain/Loss of Clubs
Jul/Aug/Sep	0	0	-1	-1	0
Oct/Nov/Dec	1	0	0	0	1
Jan/Feb/Mar	1	0	0	0	0
Apr/May/June	1	2	-1	1	2
<b>Totals</b>	<b>3</b>	<b>2</b>	<b>-2</b>	<b>0</b>	<b>3</b>

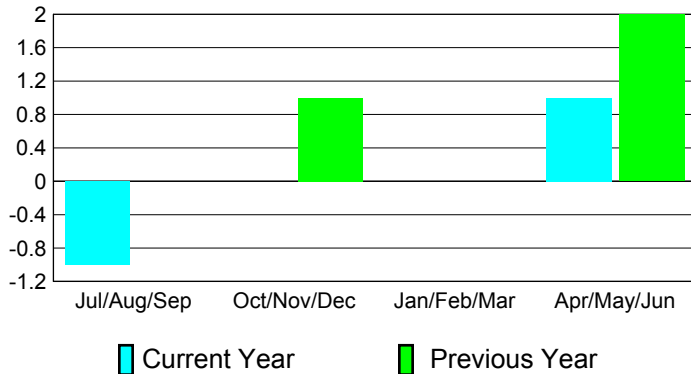
### Club Results 2010-2011

Goal, New, Dropped, Gain/Loss



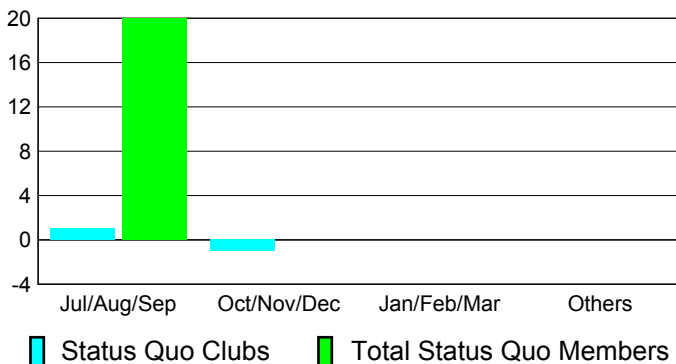
### Comparison of Club Gain/Loss

Current Year Compared to the Previous Year



### YTD Status Quo Clubs 2010-2011

Status Quo Clubs Compared to Status Quo Members



## MEMBERSHIP

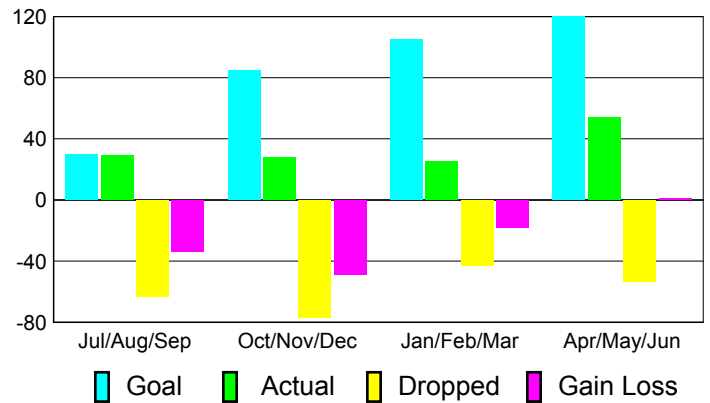
**Membership Results**  
2010-2011

**Membership**  
2009-2010

Month	Net Memb Goal	Actual New Memb	Actual Dropped Memb	Gain/Loss of Memb	Gain/Loss of Memb
Jul/Aug/Sep	30	29	-63	-34	21
Oct/Nov/Dec	85	28	-77	-49	23
Jan/Feb/Mar	105	25	-43	-18	4
Apr/May/June	120	54	-53	1	28
<b>Totals</b>	<b>340</b>	<b>136</b>	<b>-236</b>	<b>-100</b>	<b>76</b>

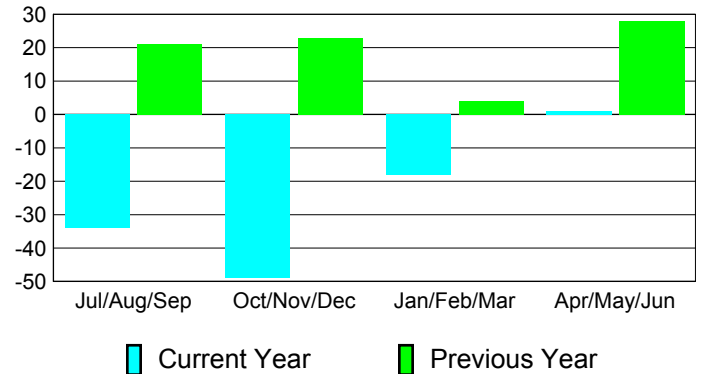
### Membership Results 2010-2011

Goal, New, Dropped, Gain/Loss

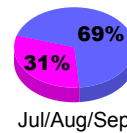


### Comparison of Membership Gain/Loss

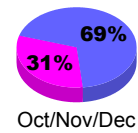
Current Year Compared to the Previous Year



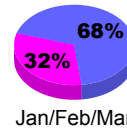
### Gender Comparison 2010-2011



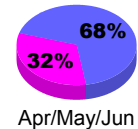
Jul/Aug/Sep



Oct/Nov/Dec



Jan/Feb/Mar



Apr/May/June

Male

Female



# 2010-2011 GMT Reports for District (or Undistricted) **District 116 B**

GMT: **HOWARD PATRICK LEE**

Location: **SPAIN**

GMT CA: **4**

## CLUBS

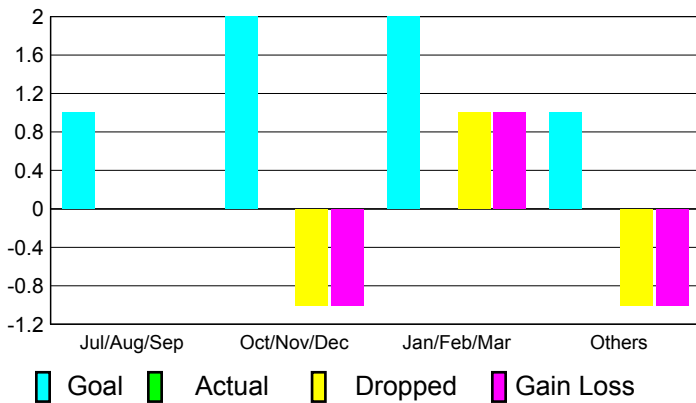
**Club Results  
2010-2011**

**Clubs  
2009-2010**

Month	New Club Goal	Actual New Clubs	Actual Dropped Clubs	Gain/Loss of Clubs	Gain/Loss of Clubs
Jul/Aug/Sep	1	0	0	0	0
Oct/Nov/Dec	2	0	-1	-1	0
Jan/Feb/Mar	2	0	1	1	0
Apr/May/June	1	0	-1	-1	0
<b>Totals</b>	<b>6</b>	<b>0</b>	<b>-1</b>	<b>-1</b>	<b>0</b>

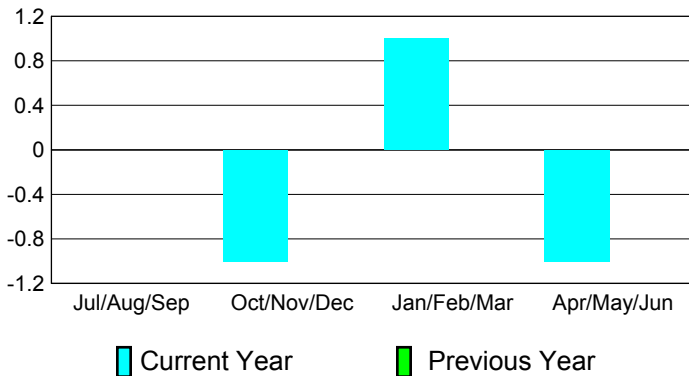
### Club Results 2010-2011

Goal, New, Dropped, Gain/Loss



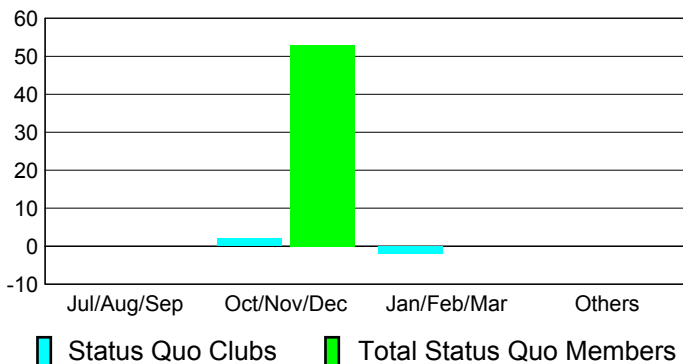
### Comparison of Club Gain/Loss

Current Year Compared to the Previous Year



### YTD Status Quo Clubs 2010-2011

Status Quo Clubs Compared to Status Quo Members



## MEMBERSHIP

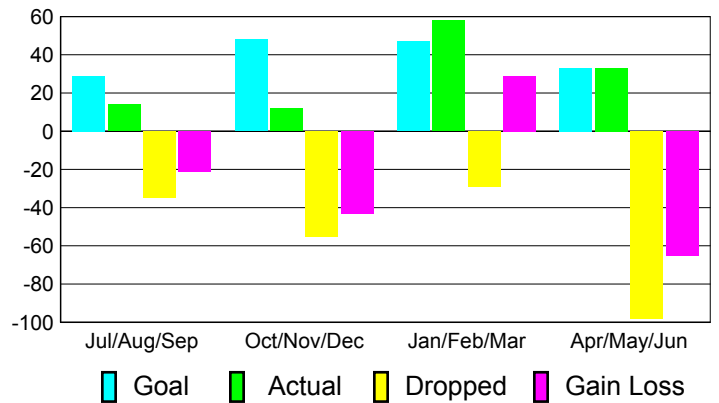
**Membership Results  
2010-2011**

**Membership  
2009-2010**

Month	Net Memb Goal	Actual New Memb	Actual Dropped Memb	Gain/Loss of Memb	Gain/Loss of Memb
Jul/Aug/Sep	29	14	-35	-21	21
Oct/Nov/Dec	48	12	-55	-43	-19
Jan/Feb/Mar	47	58	-29	29	24
Apr/May/June	33	33	-98	-65	1
<b>Totals</b>	<b>157</b>	<b>117</b>	<b>-217</b>	<b>-100</b>	<b>27</b>

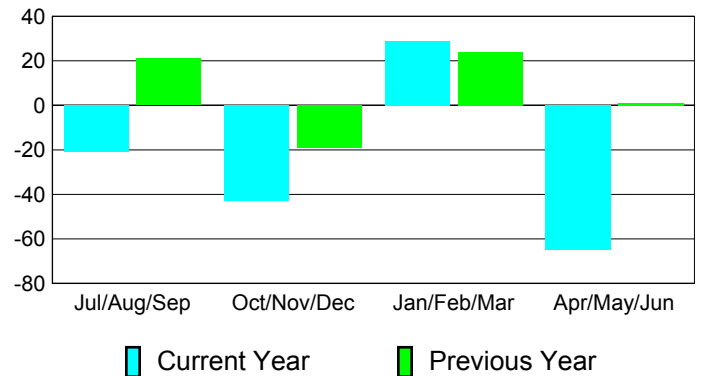
### Membership Results 2010-2011

Goal, New, Dropped, Gain/Loss

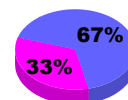


### Comparison of Membership Gain/Loss

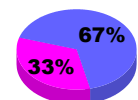
Current Year Compared to the Previous Year



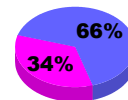
### Gender Comparison 2010-2011



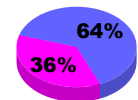
Jul/Aug/Sep



Oct/Nov/Dec



Jan/Feb/Mar



Apr/May/June

Male

Female



# 2010-2011 GMT Reports for District (or Undistricted) **District 118 T**

GMT: **HOWARD PATRICK LEE**

Location: **TURKEY**

GMT CA: **4**

## CLUBS

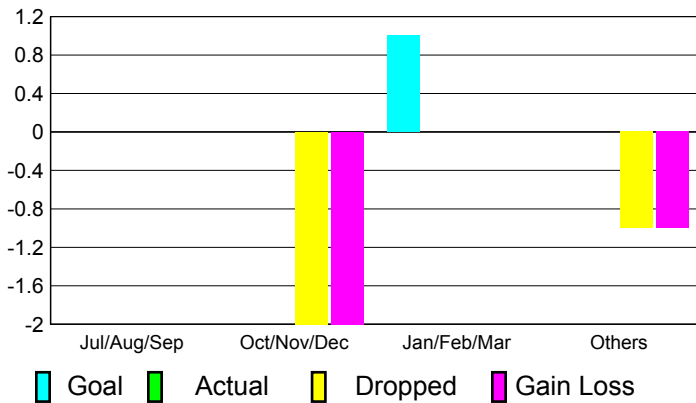
**Club Results**  
2010-2011

**Clubs**  
2009-2010

Month	New Club Goal	Actual New Clubs	Actual Dropped Clubs	Gain/Loss of Clubs	Gain/Loss of Clubs
Jul/Aug/Sep	0	0	0	0	0
Oct/Nov/Dec	0	0	-2	-2	1
Jan/Feb/Mar	1	0	0	0	0
Apr/May/Jun	0	0	-1	-1	1
<b>Totals</b>	<b>1</b>	<b>0</b>	<b>-3</b>	<b>-3</b>	<b>2</b>

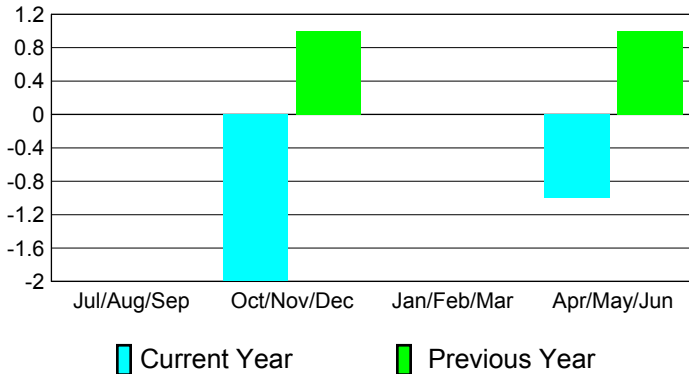
### Club Results 2010-2011

Goal, New, Dropped, Gain/Loss



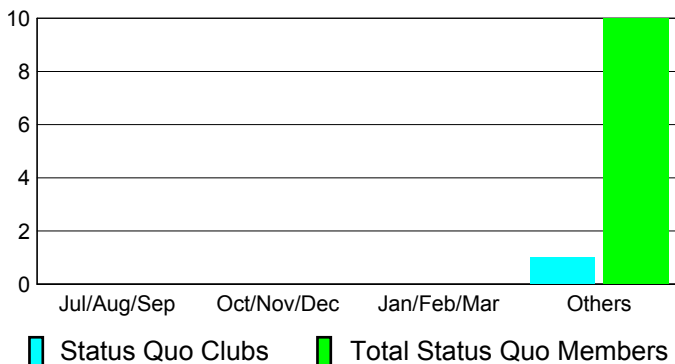
### Comparison of Club Gain/Loss

Current Year Compared to the Previous Year



### YTD Status Quo Clubs 2010-2011

Status Quo Clubs Compared to Status Quo Members



## MEMBERSHIP

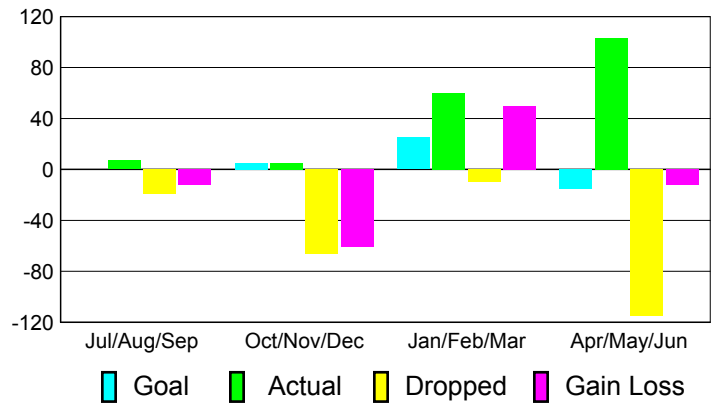
**Membership Results**  
2010-2011

**Membership**  
2009-2010

Month	Net Memb Goal	Actual New Memb	Actual Dropped Memb	Gain/Loss of Memb	Gain/Loss of Memb
Jul/Aug/Sep	0	7	-19	-12	2
Oct/Nov/Dec	5	5	-66	-61	14
Jan/Feb/Mar	25	60	-10	50	19
Apr/May/Jun	-15	103	-115	-12	24
<b>Totals</b>	<b>15</b>	<b>175</b>	<b>-210</b>	<b>-35</b>	<b>59</b>

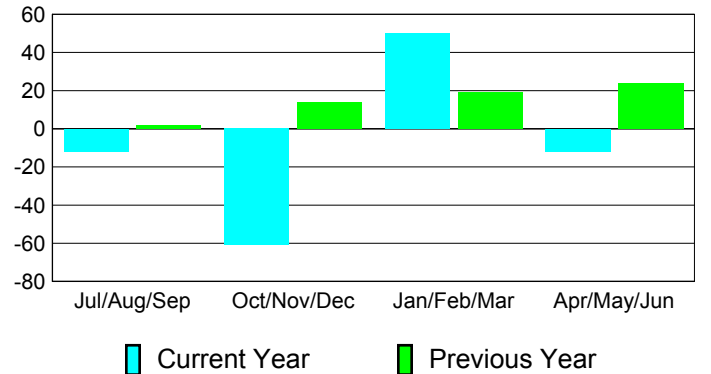
### Membership Results 2010-2011

Goal, New, Dropped, Gain/Loss

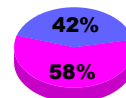


### Comparison of Membership Gain/Loss

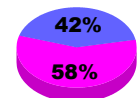
Current Year Compared to the Previous Year



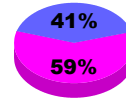
### Gender Comparison 2010-2011



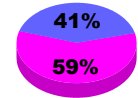
Jul/Aug/Sep



Oct/Nov/Dec



Jan/Feb/Mar



Apr/May/Jun

Male

Female



# 2010-2011 GMT Reports for District (or Undistricted) **District 118 U**

GMT: **HOWARD PATRICK LEE**

Location: **TURKEY**

GMT CA: **4**

## CLUBS

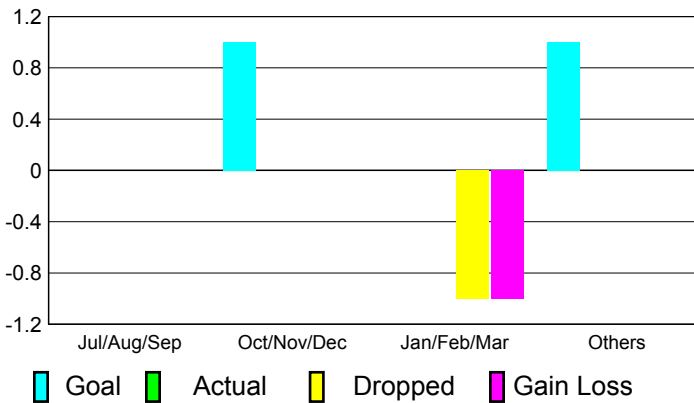
**Club Results**  
2010-2011

**Clubs**  
2009-2010

Month	New Club Goal	Actual New Clubs	Actual Dropped Clubs	Gain/Loss of Clubs	Gain/Loss of Clubs
Jul/Aug/Sep	0	0	0	0	0
Oct/Nov/Dec	1	0	0	0	0
Jan/Feb/Mar	0	0	-1	-1	-1
Apr/May/Jun	1	0	0	0	1
<b>Totals</b>	<b>2</b>	<b>0</b>	<b>-1</b>	<b>-1</b>	<b>0</b>

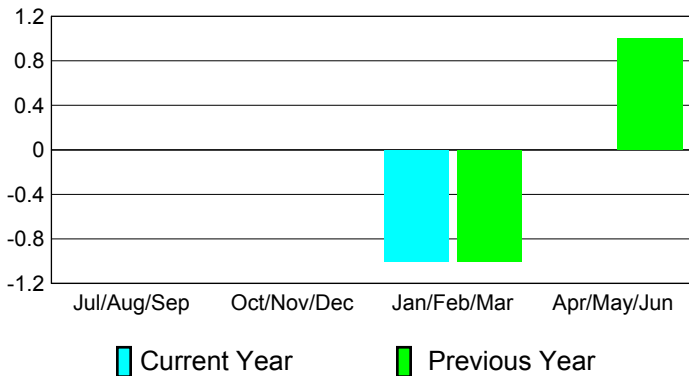
### Club Results 2010-2011

Goal, New, Dropped, Gain/Loss



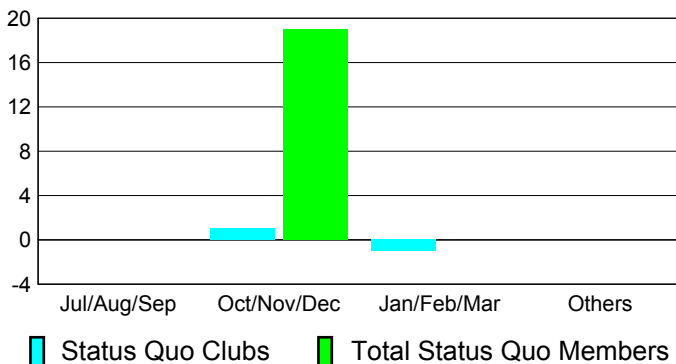
### Comparison of Club Gain/Loss

Current Year Compared to the Previous Year



### YTD Status Quo Clubs 2010-2011

Status Quo Clubs Compared to Status Quo Members



## MEMBERSHIP

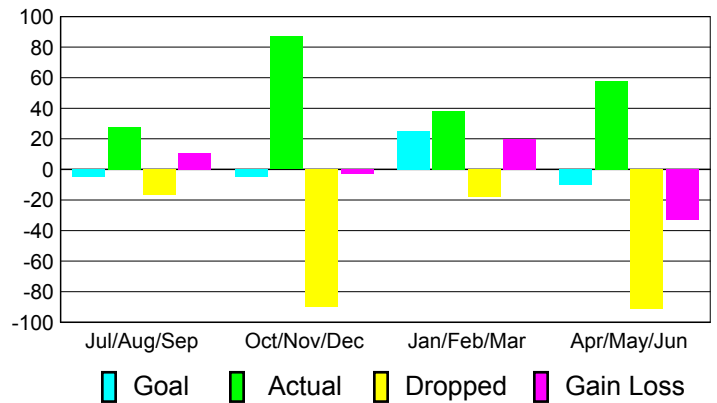
**Membership Results**  
2010-2011

**Membership**  
2009-2010

Month	Net Memb Goal	Actual New Memb	Actual Dropped Memb	Gain/Loss of Memb	Gain/Loss of Memb
Jul/Aug/Sep	-5	28	-17	11	-7
Oct/Nov/Dec	-5	87	-90	-3	-27
Jan/Feb/Mar	25	38	-18	20	8
Apr/May/Jun	-10	58	-91	-33	-24
<b>Totals</b>	<b>5</b>	<b>211</b>	<b>-216</b>	<b>-5</b>	<b>-50</b>

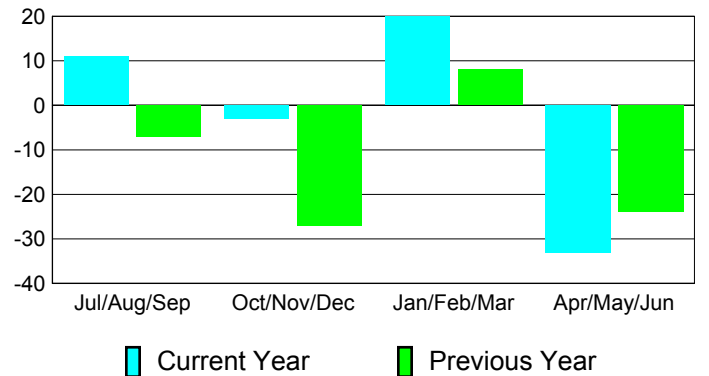
### Membership Results 2010-2011

Goal, New, Dropped, Gain/Loss

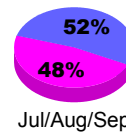


### Comparison of Membership Gain/Loss

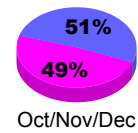
Current Year Compared to the Previous Year



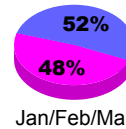
### Gender Comparison 2010-2011



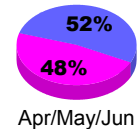
Jul/Aug/Sep



Oct/Nov/Dec



Jan/Feb/Mar



Apr/May/Jun

Male

Female



# 2010-2011 GMT Reports for District (or Undistricted) **District 118 R**

GMT: **HOWARD PATRICK LEE**

Location: **TURKEY**

GMT CA: **4**

## CLUBS

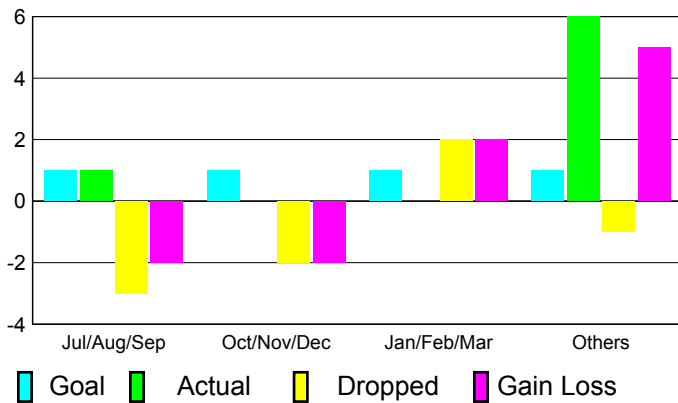
**Club Results  
2010-2011**

**Clubs  
2009-2010**

Month	New Club Goal	Actual New Clubs	Actual Dropped Clubs	Gain/Loss of Clubs	Gain/Loss of Clubs
Jul/Aug/Sep	1	1	-3	-2	0
Oct/Nov/Dec	1	0	-2	-2	0
Jan/Feb/Mar	1	0	2	2	-1
Apr/May/June	1	6	-1	5	1
<b>Totals</b>	<b>4</b>	<b>7</b>	<b>-4</b>	<b>3</b>	<b>0</b>

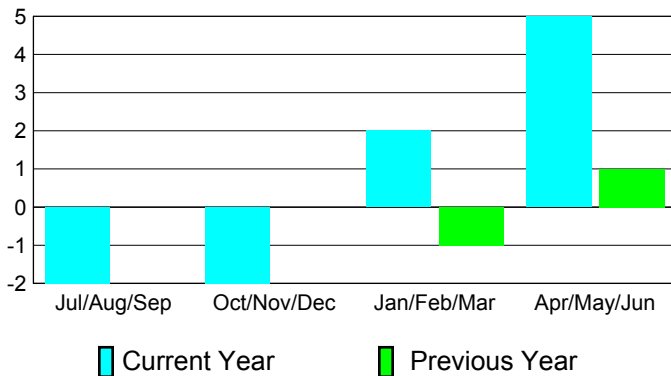
### Club Results 2010-2011

Goal, New, Dropped, Gain/Loss




### Comparison of Club Gain/Loss

Current Year Compared to the Previous Year



### YTD Status Quo Clubs 2010-2011

Status Quo Clubs Compared to Status Quo Members



## MEMBERSHIP

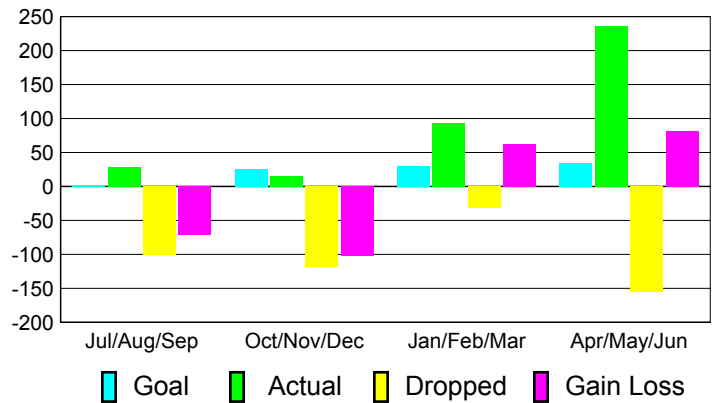
**Membership Results  
2010-2011**

**Membership  
2009-2010**

Month	Net Memb Goal	Actual New Memb	Actual Dropped Memb	Gain/Loss of Memb	Gain/Loss of Memb
Jul/Aug/Sep	-1	29	-101	-72	-56
Oct/Nov/Dec	25	16	-118	-102	-13
Jan/Feb/Mar	30	93	-31	62	-4
Apr/May/June	35	236	-155	81	122
<b>Totals</b>	<b>89</b>	<b>374</b>	<b>-405</b>	<b>-31</b>	<b>49</b>

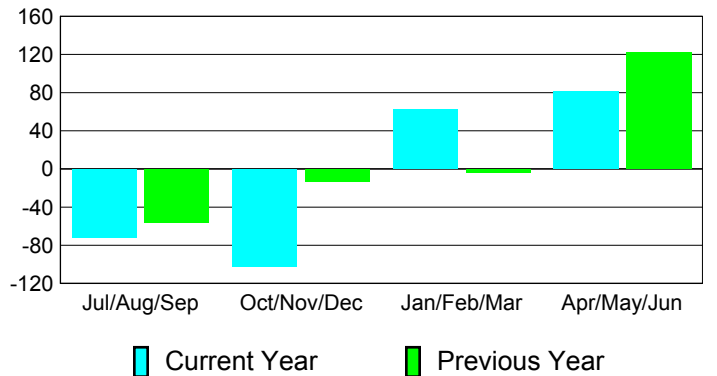
### Membership Results 2010-2011

Goal, New, Dropped, Gain/Loss

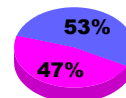


### Comparison of Membership Gain/Loss

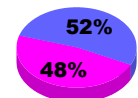
Current Year Compared to the Previous Year



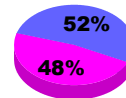
### Gender Comparison 2010-2011



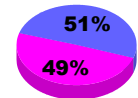
Jul/Aug/Sep



Oct/Nov/Dec



Jan/Feb/Mar



Apr/May/June

Male

Female





# 2010-2011 GMT Reports for District (or Undistricted) **District 118 K**

GMT: **HOWARD PATRICK LEE**

Location: **TURKEY**

GMT CA: **4**

## CLUBS

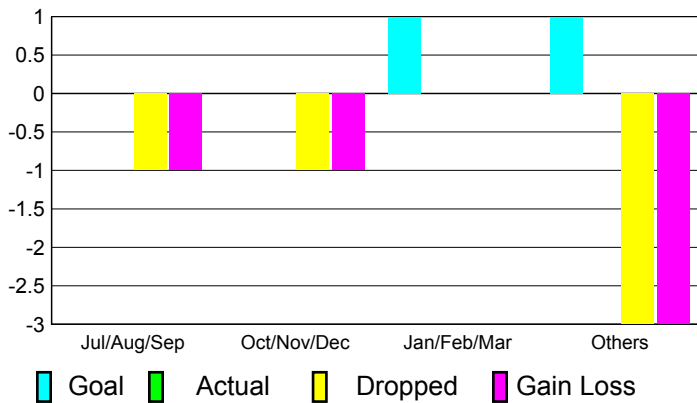
**Club Results**  
2010-2011

**Clubs**  
2009-2010

Month	New Club Goal	Actual New Clubs	Actual Dropped Clubs	Gain/Loss of Clubs	Gain/Loss of Clubs
Jul/Aug/Sep	0	0	-1	-1	-1
Oct/Nov/Dec	0	0	-1	-1	0
Jan/Feb/Mar	1	0	0	0	1
Apr/May/June	1	0	-3	-3	0
<b>Totals</b>	<b>2</b>	<b>0</b>	<b>-5</b>	<b>-5</b>	<b>0</b>

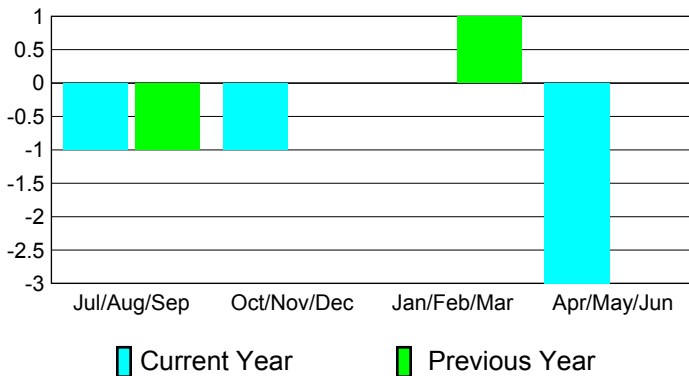
### Club Results 2010-2011

Goal, New, Dropped, Gain/Loss



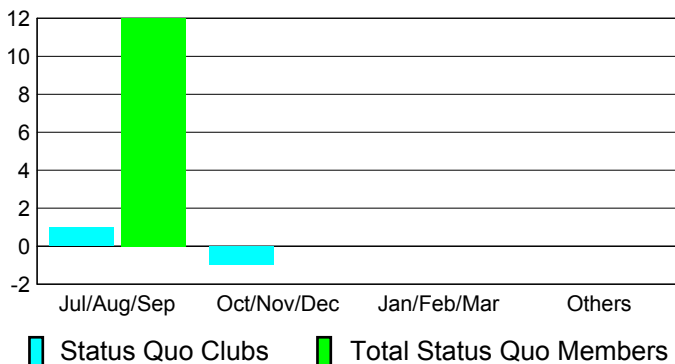
### Comparison of Club Gain/Loss

Current Year Compared to the Previous Year



### YTD Status Quo Clubs 2010-2011

Status Quo Clubs Compared to Status Quo Members



## MEMBERSHIP

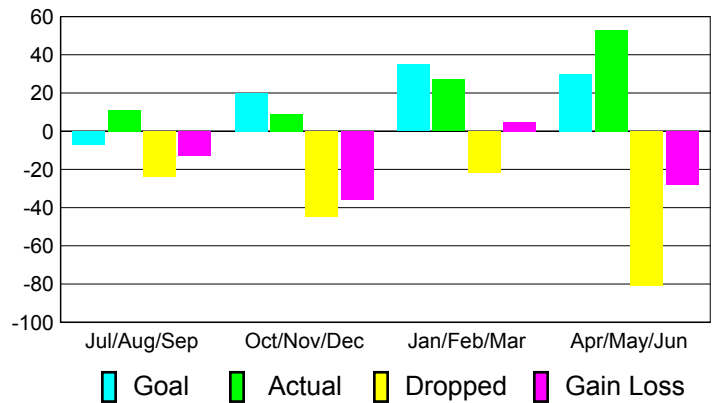
**Membership Results**  
2010-2011

**Membership**  
2009-2010

Month	Net Memb Goal	Actual New Memb	Actual Dropped Memb	Gain/Loss of Memb	Gain/Loss of Memb
Jul/Aug/Sep	-7	11	-24	-13	-24
Oct/Nov/Dec	20	9	-45	-36	-29
Jan/Feb/Mar	35	27	-22	5	-12
Apr/May/June	30	53	-81	-28	-9
<b>Totals</b>	<b>78</b>	<b>100</b>	<b>-172</b>	<b>-72</b>	<b>-74</b>

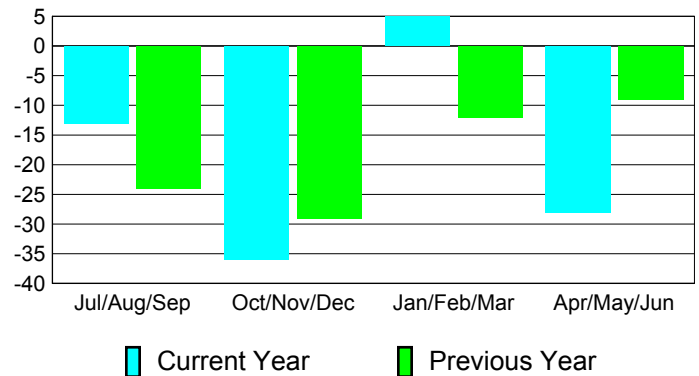
### Membership Results 2010-2011

Goal, New, Dropped, Gain/Loss

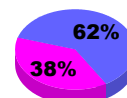


### Comparison of Membership Gain/Loss

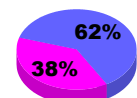
Current Year Compared to the Previous Year



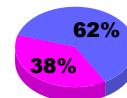
### Gender Comparison 2010-2011



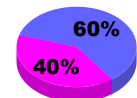
Jul/Aug/Sep



Oct/Nov/Dec



Jan/Feb/Mar



Apr/May/June

Male

Female



# 2010-2011 GMT Reports for District (or Undistricted) **District 118 E**

GMT: **HOWARD PATRICK LEE**

Location: **TURKEY**

GMT CA: **4**

## CLUBS

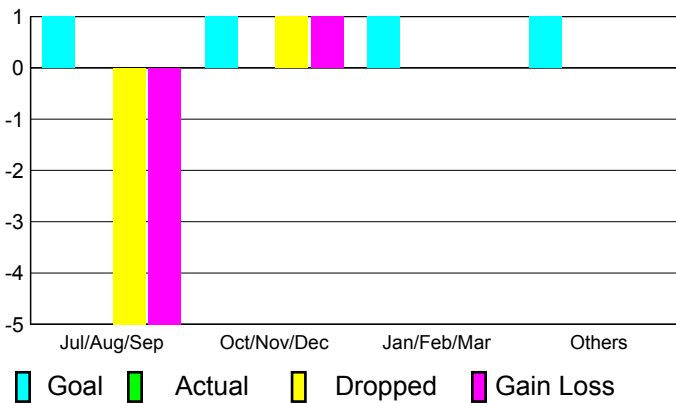
**Club Results  
2010-2011**

**Clubs  
2009-2010**

Month	New Club Goal	Actual New Clubs	Actual Dropped Clubs	Gain/Loss of Clubs	Gain/Loss of Clubs
Jul/Aug/Sep	1	0	-5	-5	0
Oct/Nov/Dec	1	0	1	1	0
Jan/Feb/Mar	1	0	0	0	0
Apr/May/June	1	0	0	0	-1
<b>Totals</b>	<b>4</b>	<b>0</b>	<b>-4</b>	<b>-4</b>	<b>-1</b>

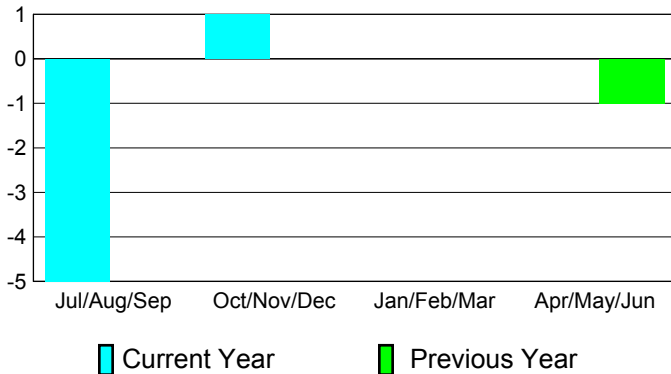
### Club Results 2010-2011

Goal, New, Dropped, Gain/Loss




### Comparison of Club Gain/Loss

Current Year Compared to the Previous Year



### YTD Status Quo Clubs 2010-2011

Status Quo Clubs Compared to Status Quo Members



## MEMBERSHIP

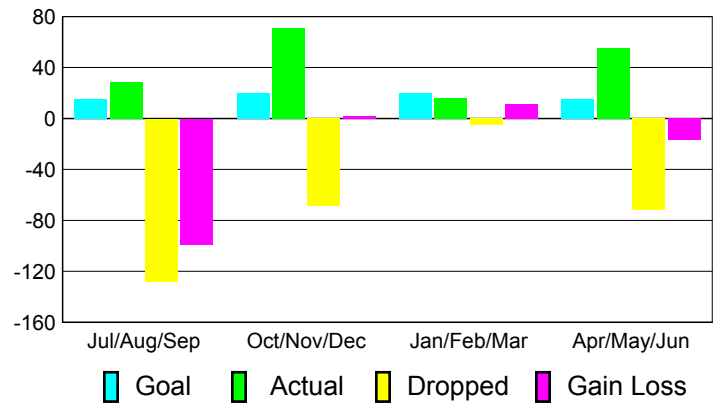
**Membership Results  
2010-2011**

**Membership  
2009-2010**

Month	Net Memb Goal	Actual New Memb	Actual Dropped Memb	Gain/Loss of Memb	Gain/Loss of Memb
Jul/Aug/Sep	15	29	-128	-99	-16
Oct/Nov/Dec	20	71	-69	2	-36
Jan/Feb/Mar	20	16	-5	11	19
Apr/May/June	15	55	-72	-17	-60
<b>Totals</b>	<b>70</b>	<b>171</b>	<b>-274</b>	<b>-103</b>	<b>-93</b>

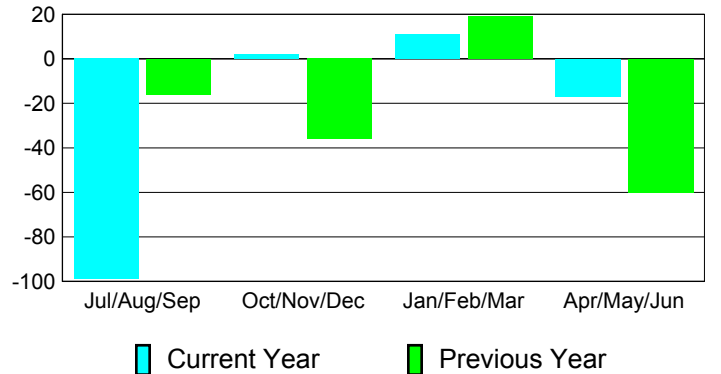
### Membership Results 2010-2011

Goal, New, Dropped, Gain/Loss

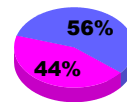


### Comparison of Membership Gain/Loss

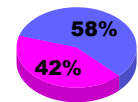
Current Year Compared to the Previous Year



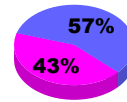
### Gender Comparison 2010-2011



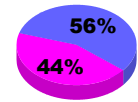
Jul/Aug/Sep



Oct/Nov/Dec



Jan/Feb/Mar



Apr/May/June

Male

Female



# 2010-2011 GMT Reports for District (or Undistricted) **District 118 Y**

GMT: **HOWARD PATRICK LEE**

Location: **TURKEY**

GMT CA: **4**

## CLUBS

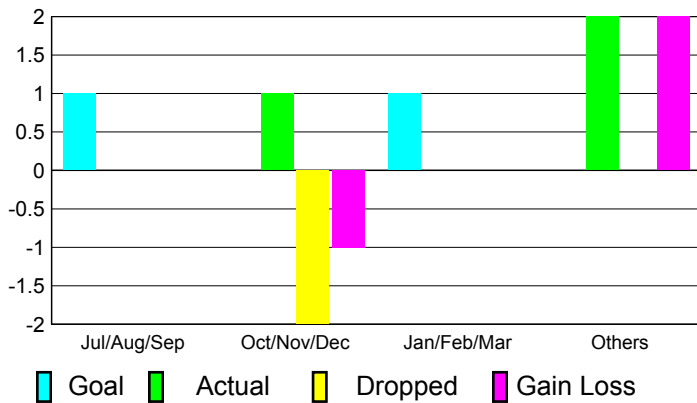
**Club Results**  
2010-2011

**Clubs**  
2009-2010

Month	New Club Goal	Actual New Clubs	Actual Dropped Clubs	Gain/Loss of Clubs	Gain/Loss of Clubs
Jul/Aug/Sep	1	0	0	0	0
Oct/Nov/Dec	0	1	-2	-1	0
Jan/Feb/Mar	1	0	0	0	0
Apr/May/June	0	2	0	2	2
<b>Totals</b>	<b>2</b>	<b>3</b>	<b>-2</b>	<b>1</b>	<b>2</b>

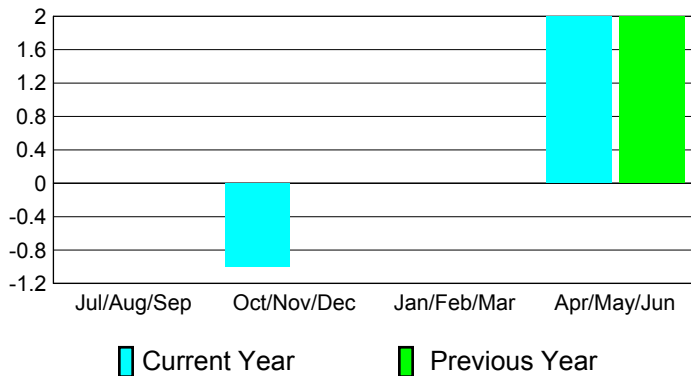
### Club Results 2010-2011

Goal, New, Dropped, Gain/Loss




### Comparison of Club Gain/Loss

Current Year Compared to the Previous Year



### YTD Status Quo Clubs 2010-2011

Status Quo Clubs Compared to Status Quo Members



## MEMBERSHIP

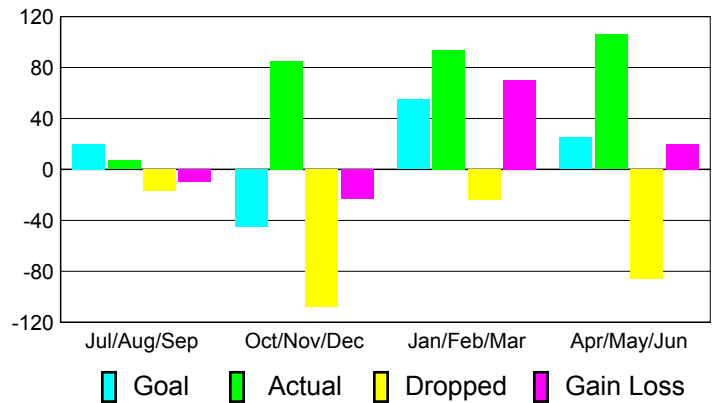
**Membership Results**  
2010-2011

**Membership**  
2009-2010

Month	Net Memb Goal	Actual New Memb	Actual Dropped Memb	Gain/Loss of Memb	Gain/Loss of Memb
Jul/Aug/Sep	20	7	-17	-10	-13
Oct/Nov/Dec	-45	85	-108	-23	-40
Jan/Feb/Mar	55	94	-24	70	112
Apr/May/June	25	106	-86	20	6
<b>Totals</b>	<b>55</b>	<b>292</b>	<b>-235</b>	<b>57</b>	<b>65</b>

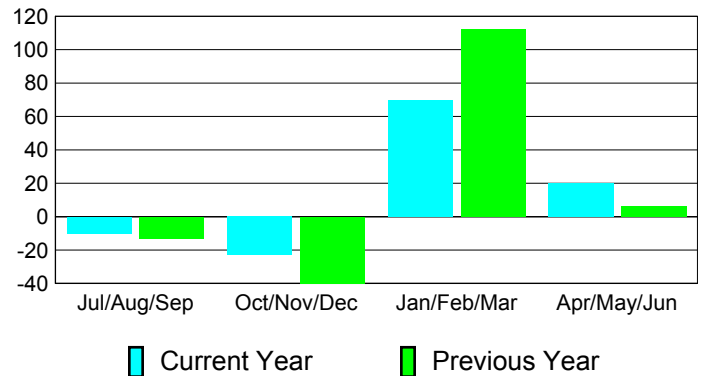
### Membership Results 2010-2011

Goal, New, Dropped, Gain/Loss

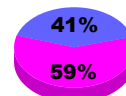


### Comparison of Membership Gain/Loss

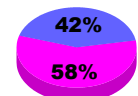
Current Year Compared to the Previous Year



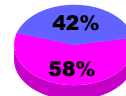
### Gender Comparison 2010-2011



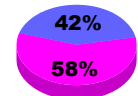
Jul/Aug/Sep



Oct/Nov/Dec



Jan/Feb/Mar



Apr/May/June

Male

Female



# 2010-2011 GMT Reports for District (or Undistricted) **District 128**

GMT: **HOWARD PATRICK LEE**

Location: **ISRAEL**

GMT CA: **4**

## CLUBS

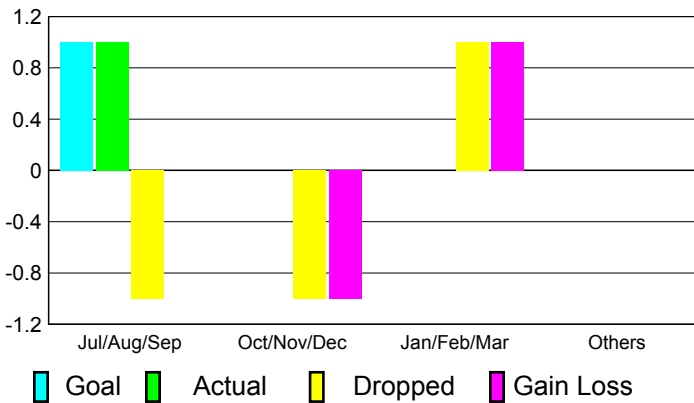
**Club Results  
2010-2011**

**Clubs  
2009-2010**

Month	New Club Goal	Actual New Clubs	Actual Dropped Clubs	Gain/Loss of Clubs	Gain/Loss of Clubs
Jul/Aug/Sep	1	1	-1	0	0
Oct/Nov/Dec	0	0	-1	-1	0
Jan/Feb/Mar	0	0	1	1	0
Apr/May/June	0	0	0	0	1
<b>Totals</b>	<b>1</b>	<b>1</b>	<b>-1</b>	<b>0</b>	<b>1</b>

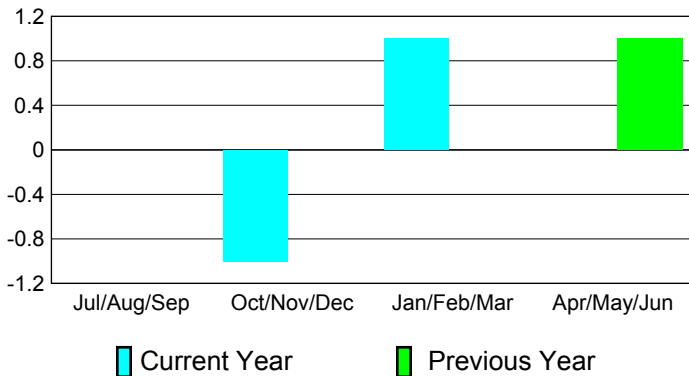
### Club Results 2010-2011

Goal, New, Dropped, Gain/Loss




### Comparison of Club Gain/Loss

Current Year Compared to the Previous Year



### YTD Status Quo Clubs 2010-2011

Status Quo Clubs Compared to Status Quo Members



## MEMBERSHIP

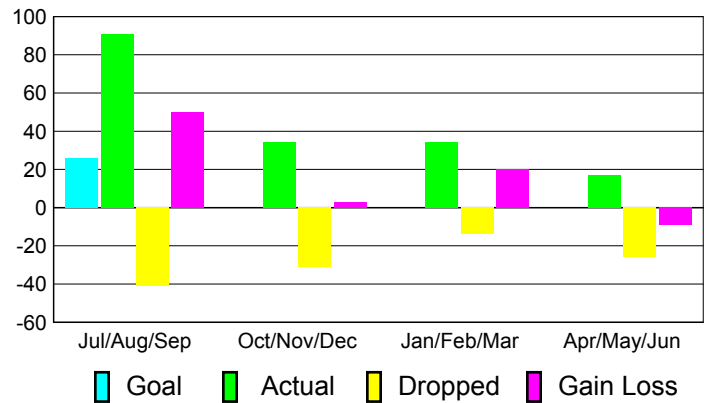
**Membership Results  
2010-2011**

**Membership  
2009-2010**

Month	Net Memb Goal	Actual New Memb	Actual Dropped Memb	Gain/Loss of Memb	Gain/Loss of Memb
Jul/Aug/Sep	26	91	-41	50	9
Oct/Nov/Dec	0	34	-31	3	-8
Jan/Feb/Mar	0	34	-14	20	15
Apr/May/June	0	17	-26	-9	-25
<b>Totals</b>	<b>26</b>	<b>176</b>	<b>-112</b>	<b>64</b>	<b>-9</b>

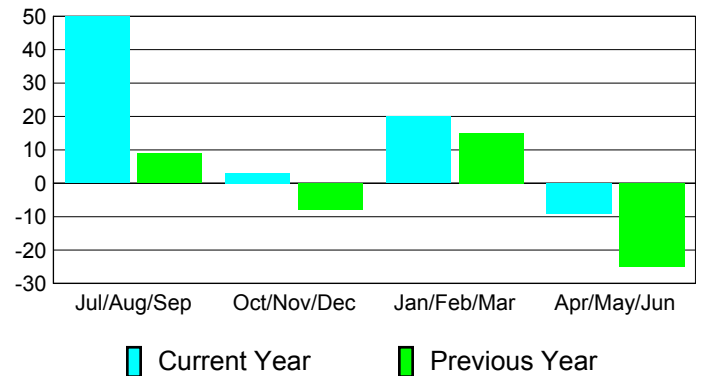
### Membership Results 2010-2011

Goal, New, Dropped, Gain/Loss

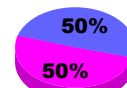


### Comparison of Membership Gain/Loss

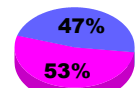
Current Year Compared to the Previous Year



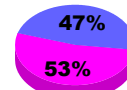
### Gender Comparison 2010-2011



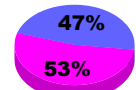
Jul/Aug/Sep



Oct/Nov/Dec



Jan/Feb/Mar



Apr/May/June

Male

Female



# 2010-2011 GMT Reports for District (or Undistricted) **PRINCIPAT D'ANDORRA**

GMT: **HOWARD PATRICK LEE**

Location: **PRINCIPAT D'ANDORRA**

GMT CA: **4**

## CLUBS

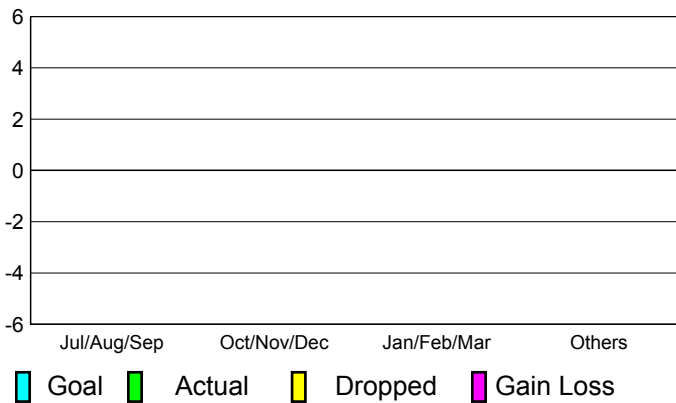
**Club Results  
2010-2011**

**Clubs  
2009-2010**

Month	New Club Goal	Actual New Clubs	Actual Dropped Clubs	Gain/Loss of Clubs	Gain/Loss of Clubs
Jul/Aug/Sep	0	0	0	0	0
Oct/Nov/Dec	0	0	0	0	0
Jan/Feb/Mar	0	0	0	0	0
Apr/May/Jun	0	0	0	0	0
<b>Totals</b>	<b>0</b>	<b>0</b>	<b>0</b>	<b>0</b>	<b>0</b>


### Club Results 2010-2011

Goal, New, Dropped, Gain/Loss




### Comparison of Club Gain/Loss

Current Year Compared to the Previous Year



### YTD Status Quo Clubs 2010-2011

Status Quo Clubs Compared to Status Quo Members



## MEMBERSHIP

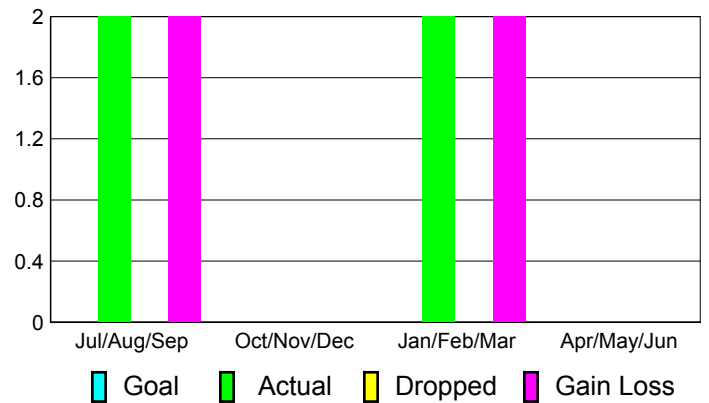
**Membership Results  
2010-2011**

**Membership  
2009-2010**

Month	Net Memb Goal	Actual New Memb	Actual Dropped Memb	Gain/Loss of Memb	Gain/Loss of Memb
Jul/Aug/Sep	0	2	0	2	-5
Oct/Nov/Dec	0	0	0	0	1
Jan/Feb/Mar	0	2	0	2	-1
Apr/May/Jun	0	0	0	0	0
<b>Totals</b>	<b>0</b>	<b>4</b>	<b>0</b>	<b>4</b>	<b>-5</b>

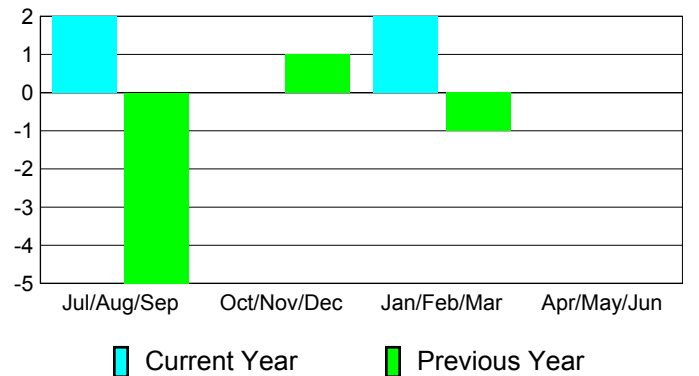
### Membership Results 2010-2011

Goal, New, Dropped, Gain/Loss

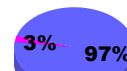


### Comparison of Membership Gain/Loss

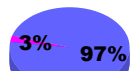
Current Year Compared to the Previous Year



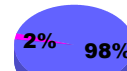
### Gender Comparison 2010-2011



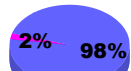
Jul/Aug/Sep



Oct/Nov/Dec



Jan/Feb/Mar



Apr/May/Jun

Male

Female



# 2010-2011 GMT Reports for District (or Undistricted) **GIBRALTAR**

GMT: **HOWARD PATRICK LEE**

Location: **GIBRALTAR**

GMT CA: **4**

## CLUBS

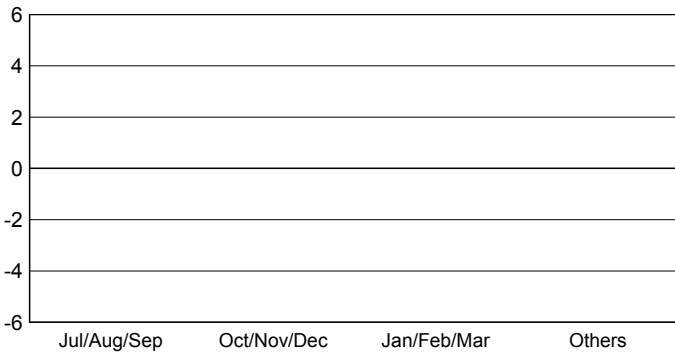
**Club Results  
2010-2011**

**Clubs  
2009-2010**

Month	New Club Goal	Actual New Clubs	Actual Dropped Clubs	Gain/Loss of Clubs	Gain/Loss of Clubs
Jul/Aug/Sep	0	0	0	0	0
Oct/Nov/Dec	0	0	0	0	0
Jan/Feb/Mar	0	0	0	0	0
Apr/May/Jun	0	0	0	0	0
<b>Totals</b>	<b>0</b>	<b>0</b>	<b>0</b>	<b>0</b>	<b>0</b>

### Club Results 2010-2011


Goal, New, Dropped, Gain/Loss



Legend: Goal (Cyan), Actual (Green), Dropped (Yellow), Gain/Loss (Magenta)

### Comparison of Club Gain/Loss

Current Year Compared to the Previous Year



Legend: Current Year (Cyan), Previous Year (Green)

### YTD Status Quo Clubs 2010-2011

Status Quo Clubs Compared to Status Quo Members



Legend: Status Quo Clubs (Cyan), Total Status Quo Members (Green)

## MEMBERSHIP

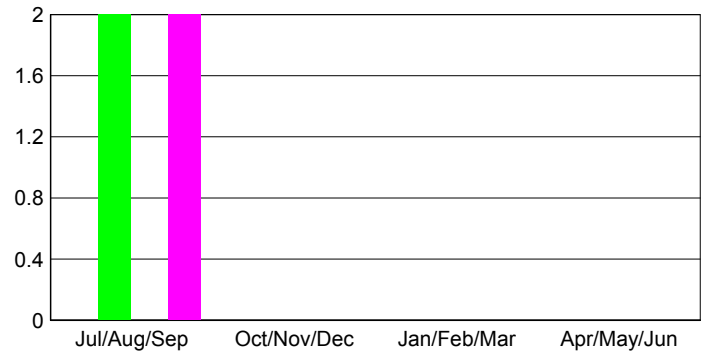
**Membership Results  
2010-2011**

**Membership  
2009-2010**

Month	Net Memb Goal	Actual New Memb	Actual Dropped Memb	Gain/Loss of Memb	Gain/Loss of Memb
Jul/Aug/Sep	0	2	0	2	-5
Oct/Nov/Dec	0	0	0	0	0
Jan/Feb/Mar	0	0	0	0	-2
Apr/May/Jun	0	0	0	0	0
<b>Totals</b>	<b>0</b>	<b>2</b>	<b>0</b>	<b>2</b>	<b>-7</b>

### Membership Results 2010-2011

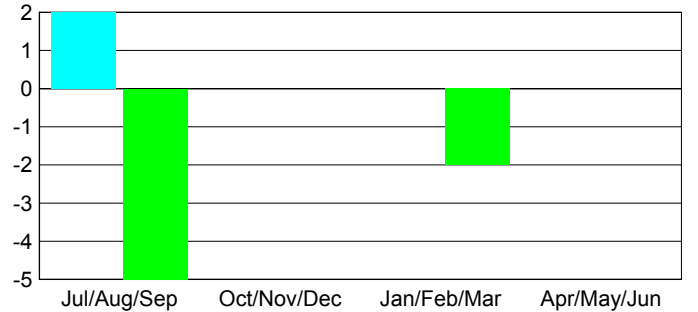
Goal, New, Dropped, Gain/Loss



Legend: Goal (Cyan), Actual (Green), Dropped (Yellow), Gain/Loss (Magenta)

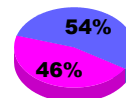
### Comparison of Membership Gain/Loss

Current Year Compared to the Previous Year

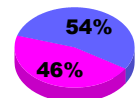


Legend: Current Year (Cyan), Previous Year (Green)

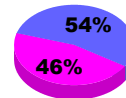
### Gender Comparison 2010-2011



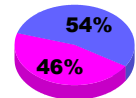
Jul/Aug/Sep



Oct/Nov/Dec



Jan/Feb/Mar



Apr/May/Jun

Legend: Male (Blue), Female (Magenta)